

# PRECEDENT

CATALOG 2023



3279- C1 Kayla Chair  
3279-01 Kayla Ottoman  
176-QHR Nebo Queen Headboard & Rails  
969-476 Tulip Table  
222-535 Pier Mirror



3376-S2 Angelina Sofa  
VMA-037 Jovan Cocktail Table  
969-485 Berto Bunching Cube



# CONTENTS

<i>Portfolio</i> .....	7
<i>Sofas</i> .....	9
<i>Accent Chairs</i> .....	25
<i>Swivel Chairs</i> .....	33
<i>Office Chairs</i> .....	39
<i>Dining Chairs</i> .....	41
<i>Ottomans</i> .....	45
<i>Beds</i> .....	51
<i>Sectionals</i> .....	55
<i>Vintage Made Modern</i> .....	89
<i>Sofas</i> .....	91
<i>Accent Chairs</i> .....	99
<i>Chaise &amp; Bench</i> .....	107
<i>Ottomans</i> .....	110
<i>Sectionals</i> .....	111
<i>Express</i> .....	115
<i>Studio P</i> .....	123
<i>Details</i> .....	155
<i>Index</i> .....	165

# Did you know many of our best-selling frames are available in fabric *and* leather?

We have thousands of fabrics, leathers, and wood finishes to choose from! Keep an eye out for those icons underneath each product.



Available in Leather



Available in Fabric



ALL HANDMADE IN THE USA

# PRECEDENT<sup>®</sup> MADE TO ORDER

Choose from over 500 fabrics and leathers. Each piece is hand-upholstered to order by our skilled artisans here in North Carolina.

Explore our ever-expanding collections.

## Notice the clean, neutral body fabric featured in our photos.

This clean look makes it easy to see differences in frame styles, as well as overlay fabric samples on photos.



# PORTFOLIO



*Inspired by classic forms, the Portfolio collection adopts modern influences to elevate casual silhouettes. Deliberate consideration is given to proportion and form, balanced with an unwavering focus on comfort. Rooted in the core of Precedent's design legacy, these timeless pieces introduce luxury into today's interior living spaces.*

Sofas .....	9
Accent Chairs .....	25
Swivel Chairs.....	33
Office Chairs.....	39
Dining Chairs.....	41
Ottomans.....	45
Beds.....	51
Sectionals .....	55



3396-S2 Margorie Sofa  
L3319-01 Simone Leather Ottoman

**2145-S2  
Ethan 3 Cushion Sofa**

85½w 35d 34h  
 Inside: 74w 21d 15h  
 Arm Height: 24 Seat Height:19  
 Loose Pillow Back  
 Standard With Two 20" Throw Pillows  
 Finish Shown: Walnut



**2667-S3  
Connor Long Sofa**

100w 40d 34h  
 Inside: 83w 24d 17h  
 Arm Height: 24 Seat Height:17  
 Loose Pillow Back  
 Standard With Two 20" Throw Pillows  
 Finish Shown: Walnut



**2665-S3  
Jake Long Sofa**

100w 40d 34h  
 Inside: 81w 24d 17h  
 Arm Height: 24 Seat Height:17  
 Loose Pillow Back  
 Standard With Two 20" Throw Pillows  
 Finish Shown: Walnut



**2668-S2  
Marshall Standard Sofa**

91w 40d 34h  
 Inside: 72w 24d 17h  
 Arm Height: 24 Seat Height:17  
 Loose Pillow Back  
 Standard With Two 20" Throw Pillows  
 Finish Shown: Walnut



**2667-S1  
Connor Short Sofa**

82w 40d 34h  
 Inside: 65w 24d 17h  
 Arm Height: 24 Seat Height:17  
 Loose Pillow Back  
 Standard With Two 20" Throw Pillows  
 Finish Shown: Walnut



**3015-S1  
Oliver Sofa**

86w 38d 36h  
 Inside: 78w 22d 18h  
 Arm Height: 24 Seat Height:18  
 Loose Pillow Back  
 Standard With Two 20" Throw Pillows  
 Finish Shown: Walnut



**3016-S2  
Jennifer Long Sofa**

101w 42d 38H  
 Inside: 93w 26d 20H  
 Arm Height: 24 Seat Height:18  
 Loose Pillow Back  
 Standard With Four 20" Throw Pillows  
 Finish Shown: Walnut



**3149-S1  
Braden Sofa**

83w 39d 34H  
 Inside: 76w 22d 16H  
 Arm Height: 24½ Seat Height:18  
 Loose Pillow Back  
 Standard With Two 20" Throw Pillows  
 Finish Shown: Walnut



**3100-S1  
Arden Sofa**

85½w 39d 34H  
 Inside: 76w 21d 16H  
 Arm Height: 29 Seat Height:18  
 Loose Pillow Back  
 Standard With Two 20" Throw Pillows  
 Finish Shown: Walnut



**3154-S1  
Preston Sofa**

83w 35d 33½H  
 Inside: 75w 22d 16½H  
 Arm Height: 25½ Seat Height:17  
 Loose Pillow Back  
 Standard With Two Arm Bolsters  
 Finish Shown: Metal



**3100-B1  
Arden Short Sofa**

74w 39d 34H  
 Inside: 64½w 21d 16H  
 Arm Height: 29 Seat Height:18  
 Loose Pillow Back  
 Standard With Two 20" Throw Pillows  
 Finish Shown: Walnut



**3155-S1  
Blake Sofa**

84½w 37d 33H  
 Inside: 74½w 22d 15H  
 Arm Height: 26 Seat Height:18  
 Loose Pillow Back  
 Standard With Two 20" Throw Pillows  
 Finish Shown: Metal





3398-S1 Barclay Sofa  
 VMA-038W Cara Cocktail Table  
 VMA-039W Cara End Table  
 VMA-005 Blaine End Table



**3171-S1  
 Austin Sofa**  
 86W 36D 32½H  
 Inside: 75W 22D 15½H  
 Arm Height: 23 Seat Height:17  
 Loose Pillow Back  
 Standard With Two 20" Throw Pillows  
 Finish Shown: Walnut



**3182-S1  
 Bailey Sofa**  
 83W 35D 33½H  
 Inside: 75W 22D 16½H  
 Arm Height: 25½ Seat Height:17  
 Loose Pillow Back  
 Standard With Two Arm Bolsters  
 Finish Shown: Walnut



**3216-S1  
 Olivia Sofa**  
 92W 38D 32H  
 Inside: 72W 22D 14H  
 Arm Height: 32 Seat Height:18  
 Tight Back  
 Standard With Two 20" Throw Pillows



**3240-S1  
Lindsay Sofa**

87½w 37½d 35H  
 Inside: 77w 22d 17H  
 Arm Height: 23½ Seat Height:18  
 Loose Pillow Back  
 Standard With Two 20" Throw Pillows  
 Finish Shown: Walnut



**3252-S1  
Corbin Sofa**

88w 35d 30½H  
 Inside: 77w 22d 12½H  
 Arm Height: 30½ Seat Height:18  
 Tight Back  
 Standard With Two 20" Throw Pillows  
 Finish Shown: Walnut



**3242-S1  
Kenzie Sofa**

87½w 37½d 35H  
 Inside: 77w 22d 17H  
 Arm Height: 23½ Seat Height:18  
 Loose Pillow Back  
 Standard With Two 20" Throw Pillows  
 Finish Shown: Walnut



**3264-S1  
Lorraine Sofa**

83w 36d 37H  
 Inside: 76w 22d 19H  
 Arm Height: 23½ Seat Height:18  
 Loose Pillow Back  
 Standard With Two 20" Throw Pillows  
 Finish Shown: Walnut



**3244-S1  
Elisha Sofa**

89w 38d 36H  
 Inside: 78w 22d 17H  
 Arm Height: 26 Seat Height:19  
 Loose Pillow Back  
 Standard With Two 20" Throw Pillows  
 Finish Shown: Walnut



**3276-S1  
Michelle Sofa**

83w 36½d 36H  
 Inside: 75w 22d 18H  
 Arm Height: 32 Seat Height:18  
 Loose Pillow Back  
 Standard With Two 20" Throw Pillows  
 Finish Shown: Walnut



**3280-S1  
Nicole Standard Sofa**

87W 38D 33H  
 Inside: 74W 22D 15H  
 Arm Height: 22 Seat Height:18  
 Loose Pillow Back  
 Standard With Two 20" Throw Pillows  
 Finish Shown: Walnut



**3316-S1  
Evelyn Sofa**

90½W 41D 34H  
 Inside: 79W 24D 16½H  
 Arm Height: 24½ Seat Height:17½  
 Loose Pillow Back  
 Standard With Three Kidney Pillows  
 Finish Shown: Walnut



**3282-S2  
Hilton Long Sofa**

100W 42D 35H  
 Inside: 87W 26D 17H  
 Arm Height: 22 Seat Height:18  
 Loose Pillow Back  
 Standard With Four 20" Throw Pillows  
 Finish Shown: Walnut



**3320-S1  
Zelda Sofa**

90½W 35½D 30H  
 Inside: 78W 23D 13H  
 Arm Height: 30 Seat Height:17  
 Tight Back  
 Standard With Two 20" Throw Pillows  
 Finish Shown: Walnut



**3286-S1  
Michael Sofa**

83W 36½D 36H  
 Inside: 75W 22D 17H  
 Arm Height: 32 Seat Height:18  
 Loose Pillow Back  
 Standard With Two 20" Throw Pillows  
 Finish Shown: Walnut



**3358-S1  
Samuel Sofa**

91W 41D 39H  
 Inside: 78W 22D 20H  
 Arm Height: 25 Seat Height:19  
 Loose Pillow Back  
 Standard With Two 20" Throw Pillows  
 Finish Shown: Walnut



**3360-S1  
Juliet Sofa**

90W 38½D 38H  
Inside: 76W 22D 20½H  
Arm Height: 31 Seat Height: 17½  
Loose Pillow Back  
Finish Shown: Walnut



**3362-S1  
Amstel Sofa**

93W 41D 36H  
Inside: 81W 20D 18½H  
Arm Height: 30½ Seat Height: 17½  
Loose Pillow Back  
Standard With Three Kidney Pillows  
Available In Natural On Walnut Only



**3364-S2  
Arlington Sofa**

97W 39½D 39H  
Inside: 84W 22D 21H  
Arm Height: 25½ Seat Height: 18  
Loose Pillow Back  
Standard With Two 20" Throw Pillows  
Finish Shown: Walnut



3382-S2 Raquel Sofa  
368-930 Heath Side Table  
VMA-037 Jovan Cocktail Table



**3370-S1  
Harrison Sofa**

95w 38d 37H  
 Inside: 68w 21d 18H  
 Arm Height: 31 Seat Height:19  
 Loose Pillow Back  
 Finish Shown: Walnut



**3371-S1  
Sarah Sofa**

86w 36d 32½H  
 Inside: 75w 22d 15½H  
 Arm Height: 23 Seat Height:17  
 Loose Pillow Back  
 Standard With Two 20" Throw Pillows  
 Finish Shown: Walnut



**3376-S2  
Angelina Sofa**

94½w 37d 35H  
 Inside: 78w 22d 17H  
 Arm Height: 27 Seat Height:18  
 Loose Pillow Back  
 Standard With Two 20" Throw Pillows  
 Finish Shown: Walnut



**3382-S2  
Raquel Long Sofa**

99w 36½d 34½H  
 Inside: 81w 22d 17½H  
 Arm Height: 26½ Seat Height: 17  
 Loose Pillow Back  
 Standard With Two 20" Throw Pillows  
 Finish Shown: Walnut



**3390-S1  
Elizabeth Sofa**

90w 38d 37½H  
 Inside: 77w 22d 20½H  
 Arm Height: 28½ Seat Height: 17  
 Loose Pillow Back  
 Standard With Two 20" Throw Pillows  
 Finish Shown: Walnut



**3396-S2  
Margorie Sofa**

100w 40d 35H  
 Inside: 90w 23d 17H  
 Arm Height: 25 Seat Height: 18  
 Loose Pillow Back  
 Standard With Two 20" Throw Pillows  
 Finish Shown: Walnut



**3398-S1  
Barclay Sofa**

92w 36d 35h  
Inside: 81w 22d 18h  
Arm Height: 24 Seat Height: 18  
Loose Pillow Back  
Standard With Two 20" Throw Pillows  
Finish Shown: Walnut



**3402-S1  
Madison Sofa**

92w 36d 35h  
Inside: 81w 22d 17h  
Arm Height: 24 Seat Height: 18  
Loose Pillow Back  
Standard With Two 20" Throw Pillows  
Finish Shown: Walnut



**3400-S1  
Miller Standard Sofa**

86w 38d 32h  
Inside: 71w 22d 15h  
Arm Height: 24 Seat Height: 17  
Tight Back  
Standard With Two 20" Throw Pillows  
Finish Shown: Walnut



**9811-S1  
Meredith Sofa**

87w 42d 33h  
Inside: 67w 21d 14h  
Arm Height: 31½ Seat Height: 19  
Tight Back  
Standard With Two 24" Throw Pillows



**3400-S2  
Miller Long Sofa**

96w 38d 32h  
Inside: 81w 22d 15h  
Arm Height: 24 Seat Height: 17  
Tight Back  
Standard With Two 20" Throw Pillows  
Finish Shown: Walnut



Explore Our  
High-End Fabrics



Choose From Hundreds Of The Best Accent Fabrics In The Industry  
To Customize Your Upholstery Design!



**2107-C1  
Rona Chair**

33w 36d 32H  
Inside: 24w 21d 12H  
Arm Height: 24 Seat Height:20  
Tight Back  
Finish Shown: Walnut



**2509-C1  
Trevor Chair**

34w 37½d 42½H  
Inside: 22w 22d 23½H  
Arm Height: 24½ Seat Height:19  
Tight Back  
Finish Shown: Walnut



**2723-C1  
Winston Chair**

32½w 33d 34H  
Inside: 23w 23d 16½H  
Arm Height: 23½ Seat Height:17½  
Tight Back  
Finish Shown: Walnut



**2727-C1  
Fisher Chair**

27½w 35d 32H  
Inside: 20w 20d 14H  
Arm Height: 25 Seat Height:18  
Loose Pillow Back  
Finish Shown: Walnut





**2753-D2  
Ella Arm Chair**

25w 27d 32½h  
 Inside: 20w 20d 13½h  
 Arm Height: 26½ Seat Height:19  
 Tight Back  
 Finish Shown: Walnut



**3027-C1  
Cary Chair**

32w 36d 35½h  
 Inside: 23w 22d 17½h  
 Arm Height: 23½ Seat Height:18  
 Tight Back  
 Finish Shown: Walnut



**3186-C1  
Natalie Chair**

30w 36d 41½h  
 Inside: 19w 21d 23½h  
 Arm Height: 26 Seat Height:18  
 Tight Back  
 Standard With One Kidney Pillow  
 Finish Shown: Walnut



**3200-C1  
Tristen Chair**

34w 38d 44½h  
 Inside: 22w 22d 26½h  
 Arm Height: 25½ Seat Height:18  
 Tight Back  
 Finish Shown: Walnut



**3152-C1  
Colten Chair**

29w 31½d 28h  
 Inside: 19w 21d 12h  
 Arm Height: 26 Seat Height:16  
 Tight Back  
 Finish Shown: Walnut



**3183-C1  
Finnegan Chair**

34w 34d 35h  
 Inside: 20w 21d 17h  
 Arm Height: 25 Seat Height:18  
 Tight Back  
 Finish Shown: Walnut



**3208-C1  
Grant Chair**

28w 38d 41h  
 Inside: 21w 23d 24h  
 Arm Height: 18½ Seat Height:17  
 Tight Back  
 Finish Shown: Walnut



**3229-C1  
Bella Chair**

32w 38d 42h  
 Inside: 23w 21d 24h  
 Arm Height: 18 Seat Height:18  
 Tight Back  
 Standard With One Kidney Pillow  
 Finish Shown: Walnut





**3233-C1  
Aria Chair**

31W 32D 29½H  
 Inside: 24W 22D 12½H  
 Arm Height: 25½ Seat Height: 17  
 Tight Back  
 Finish Shown: Walnut



**3275-C1  
Kimberly Chair**

30W 32½D 29H  
 Inside: 24W 22D 13H  
 Arm Height: 24 Seat Height: 16  
 Tight Back  
 Finish Shown: Walnut



**3361-C1  
Florence Chair**

32W 32D 30H  
 Inside: 24W 20D 12H  
 Arm Height: 24 Seat Height: 18  
 Loose Pillow Back  
 Finish Shown: Walnut



**3369-C1  
Christine Chair**

31W 32D 32H  
 Inside: 22W 21D 13½H  
 Arm Height: 32 Seat Height: 19  
 Tight Back  
 Finish Shown: Walnut



**3277-C1  
Anna Chair**

31W 32D 30½H  
 Inside: 20W 24D 13½H  
 Arm Height: 24½ Seat Height: 17  
 Tight Back  
 Finish Shown: Platinum  
 Also Available In Pewter Or Soft Gold



**3345-C1  
Everly Chair**

31½W 35D 34½H  
 Inside: 20W 22D 16H  
 Arm Height: 24½ Seat Height: 18½  
 Tight Back  
 Finish Shown: Walnut



**3401-C1  
Giselle Chair**

25½W 34D 40H  
 Inside: 22W 22D 24H  
 Arm Height: 23½ Seat Height: 16  
 Tight Back  
 Finish Shown: Walnut



**3405-C1  
Margo Chair**

28W 32½D 31H  
 Inside: 21W 21D 14½H  
 Arm Height: 21 Seat Height: 16½  
 Tight Back  
 Available In Solid White Oak With Black Metal Leg Only







**3411-C1  
Wanda Chair**

29W 34D 34½H  
Inside: 23W 21½D 16½H  
Arm Height: 24½ Seat Height: 18  
Tight Back  
Finish Shown: Walnut



**3413-C1  
Sierra Chair**

33W 38D 33H  
Inside: 24W 20D 14H  
Arm Height: 23½ Seat Height: 19  
Loose Pillow Back  
Finish Shown: Walnut



**3455-C1  
Eve Chair**

31W 31D 31H  
Inside: 22W 22D 13½H  
Arm Height: 25 Seat Height: 17½  
Tight Back



L3455-C1 Eve Chair  
3398-S1 Barclay Sofa  
VMA-038W Cara Cocktail Table  
VMA-005 Blaine End Table



**2557-C3**  
**Dalton Swivel Chair**

32W 39D 33½H  
Inside: 22W 21D 15½H  
Arm Height: 25½ Seat Height:18  
Loose Pillow Back



**3119-C3**  
**Gordon Swivel Chair**

33½W 36D 31H  
Inside: 23½W 21D 14H  
Arm Height: 22½ Seat Height:17  
Loose Pillow Back



**3192-C3**  
**Sherman Swivel Chair**

31W 34D 31½H  
Inside: 22W 23D 14H  
Arm Height: 26 Seat Height:17½  
Tight Back



**3257-C3**  
**Tara Swivel Chair**

31½W 36D 28½H  
Inside: 21W 23D 11½H  
Arm Height: 19½ Seat Height:17  
Tight Back



**3168-C3**  
**Phillip Swivel Chair**

31W 35D 35H  
Inside: 22W 22D 17H  
Arm Height: 23½ Seat Height:18  
Loose Pillow Back



**3169-C3**  
**Ramsey Swivel Chair**

31W 34D 33H  
Inside: 22W 22D 15H  
Arm Height: 23½ Seat Height:18  
Loose Pillow Back



**3267-C3**  
**Sebastian Swivel Chair**

32W 35½D 38H  
Inside: 22W 22D 20H  
Arm Height: 22 Seat Height:18  
Tight Back  
Available In Chrome Finish Only



**3273-C3**  
**Kathleen Swivel Chair**

34W 38D 34H  
Inside: 24W 22D 17H  
Arm Height: 24 Seat Height:18  
Loose Pillow Back





**3313-C3  
Luna Swivel Chair**

33w 33d 32h  
Inside: 22w 23½d 15h  
Arm Height: 24 Seat Height: 17  
Tight Back



**3341-C3  
Enzo Swivel Chair**

33½w 36½d 32½h  
Inside: 24w 23d 15½h  
Arm Height: 24 Seat Height: 17  
Tight Back



**3333-C3  
Claudia Swivel Chair**

31w 30d 29½h  
Inside: 21w 22d 11h  
Arm Height: 23 Seat Height: 18½  
Tight Back  
Finish Shown: Walnut



**3363-C3  
Lovato Swivel Chair**

30½w 33d 31h  
Inside: 22w 22d 14h  
Arm Height: 29 Seat Height: 17  
Tight Back



3333-C3 Claudia Swivel Chair





**3365-C3**  
**Charlotte Swivel Chair**

32½w 35d 33½h  
Inside: 22w 22d 16½h  
Arm Height: 25½ Seat Height: 17  
Tight Back



**3403-C3**  
**Suzette Swivel Chair**

34½w 33d 33h  
Inside: 22w 23d 17h  
Arm Height: 23 Seat Height: 16  
Tight Back



**3421-C3**  
**Abby Swivel Chair**

31w 34d 34h  
Inside: 22w 22d 17h  
Arm Height: 22½ Seat Height: 17  
Loose Pillow Back



**3431-A3**  
**Rio Armless Swivel**

32w 37d 29h  
Inside: 32w 23d 14h  
Seat Height: 16  
Tight Back  
Available As Shown Only



**3415-C3**  
**Rae Swivel Chair**

28w 33d 32½h  
Inside: 21w 23d 16½h  
Arm Height: 24 Seat Height: 16  
Tight Back  
Finish Shown: Walnut



**3429-C3**  
**Whitney Swivel Chair**

34w 36d 34h  
Inside: 23w 22d 15h  
Arm Height: 20 Seat Height: 19  
Tight Back



**9015-C3**  
**Maya Swivel Chair**

34w 35d 32h  
Inside: 22w 21d 14h  
Arm Height: 23 Seat Height: 18  
Semi-Attached Back



**9306-C3**  
**Riley Swivel Chair**

34½w 36d 33½h  
Inside: 20w 20d 14½h  
Arm Height: 27 Seat Height: 19  
Tight Back





**3417-OC  
Dorsey Office Chair**

20½w 26d 35h  
Inside: 19w 17d 18½h  
Seat Height: 17½  
Tight Back  
Available In Chrome Finish Only



**3419-OC  
Layla Office Chair**

25½w 29d 34½h  
Inside: 19w 19d 18½h  
Arm Height: 22 Seat Height: 17  
Tight Back  
Available In Chrome Finish Only



**3423-OC  
Elon Office Chair**

27w 27½d 36½h  
Inside: 18w 19d 20½h  
Arm Height: 21½ Seat Height: 17  
Tight Back  
Available In Chrome Finish Only



Heights for the office chairs are noted with the mechanism placed in the lowest position. The mechanism has the capability to increase the height by up to 3 inches.



**2594-D1**  
**Luc Dining Side Chair**

23W 28½D 39½H  
Inside: 18W 19D 20H  
Seat Height: 19½  
Tight Back  
Shown With Optional Nail Trim  
Finish Shown: Walnut



**2598-D1**  
**Reid Dining Side Chair**

23W 29D 40H  
Inside: 23W 18½D 20½H  
Seat Height: 19½  
Tight Back  
Shown With Optional Nail Trim  
Finish Shown: Walnut



**2913-D1**  
**Cora Dining Side Chair**

24W 28D 39½H  
Inside: 23W 19D 20½H  
Seat Height: 19  
Tight Back  
Shown With Optional Nail Trim  
Finish Shown: Walnut



**3130-D1**  
**Nora Dining Side Chair**

23W 28½D 39½H  
Inside: 18W 19D 20H  
Seat Height: 19½  
Tight Back  
Shown With Optional Nail Trim  
Finish Shown: Walnut



**2598-D2**  
**Reid Dining Arm Chair**

25W 29D 40H  
Inside: 20W 18½D 20½H  
Arm Height: 25 Seat Height: 19½  
Tight Back  
Finish Shown: Walnut



**2753-D2**  
**Ella Arm Chair**

25W 27D 32½H  
Inside: 20W 20D 14½H  
Arm Height: 26½ Seat Height: 19  
Tight Back  
Shown With Optional Nail Trim  
Finish Shown: Walnut



**3373-D1**  
**Hopkins Dining Side Chair**

22W 25½D 35H  
Inside: 21W 19D 16H  
Seat Height: 19  
Tight Back  
Finish Shown: Walnut



**3373-D2**  
**Hopkins Dining Arm Chair**

24½W 25½D 35H  
Inside: 17W 19D 16H  
Arm Height: 23½ Seat Height: 19  
Tight Back  
Finish Shown: Walnut





**3377-D2**  
**Ariana Dining Arm Chair**

24w 26½d 31h  
Inside: 19w 19d 12h  
Arm Height: 27½ Seat Height: 19  
Tight Back  
Finish Shown: Walnut



**3427-D2**  
**Rainier Dining Arm Chair**

26w 27d 31½h  
Inside: 17w 18d 12½h  
Arm Height: 26 Seat Height: 19  
Tight Back



**3433-D2**  
**Carraway Dining Arm Chair**

25½w 25d 36h  
Inside: 18w 18d 17h  
Arm Height: 24½ Seat Height: 19  
Tight Back  
Finish Shown: Walnut



3373-D1 Hopkins Dining Side Chair  
224-725 Window Dining Table  
222-465 4 Door Cabinet



**160-Q0S**  
**Peyton Queen Storage Ottoman**

64w 21d 18½h  
Seat Height: 18½  
Finish Shown: Walnut



**2090-02**  
**Elliot Caster Ottoman**

17½w 17½d 18½h  
Seat Height: 18½



**2233-K1**  
**Mia Caster Keg Ottoman**

22w 22d 16h  
Seat Height: 16  
Single Button Tufted Top



**2233-K2**  
**Mia Caster Keg Ottoman**

22w 22d 18½h  
Seat Height: 18½  
Single Button Tufted Top



**2233-K3**  
**Mia Caster Keg Ottoman**

22w 22d 21½h  
Seat Height: 21½  
Single Button Tufted Top



**2338-02**  
**Leah Caster Round Ottoman**

38w 38d 17h  
Seat Height: 17  
Single Button Tufted Top







**2541-01  
Gavyn Ottoman**

25w 25d 18½h  
Seat Height: 18½  
Finish Shown: Walnut



**3134-01  
Drew Button Tufted Ottoman**

53½w 23d 16½h  
Seat Height: 16½  
Finish Shown: Walnut



**3321-01  
Tina Round Ottoman**

18w 18d 18½h  
Seat Height: 18½



**3321-03  
Tina Round Ottoman**

37w 37d 14h  
Seat Height: 14



**3187-01  
Yorke Ottoman**

19½w 19½d 17h  
Seat Height: 17  
Available In Chrome Only



**3212-01  
Darcy Tufted Ottoman**

20w 20d 19h  
Seat Height: 19



**3321-04  
Tina Square Ottoman**

37w 37d 14h  
Seat Height: 14



**3383-03  
Rami Swivel Ottoman**

26w 26d 17½h  
Seat Height: 17½  
Finish Shown: Walnut



**3212-03  
Darcy Tufted Ottoman**

39w 39d 19h  
Seat Height: 19



**L3319-01  
Simona Leather Ottoman**

27w 27d 19h  
Seat Height: 19  
Available As Shown Only



**3409-01  
Owen Ottoman**

18w 18d 17h  
Seat Height: 17  
Finish Shown: Walnut



**3425-01  
Lorie Ottoman**

53½w 23d 16½h  
Seat Height: 16½  
Finish Shown: Walnut





**L3427-03**  
**Eastwood Swivel Ottoman**

26w 26d 17½h  
Seat Height: 17½  
Available In Brindle Hair On Hide Leather Only



**3435-03**  
**Niagara Queen Ottoman**

49w 20d 19h  
Seat Height: 19



**3439-02**  
**Louise Caster Round Ottoman**

38w 38d 17h  
Seat Height: 17



**3435-01**  
**Niagara Small Ottoman**

25w 20d 19h  
Seat Height: 19



**3435-04**  
**Niagara King Ottoman**

61w 20d 19h  
Seat Height: 19



**4164-01**  
**Dayton Ottoman**

53½w 21d 18h  
Seat Height: 18  
Finish Shown: Walnut





**130-QHR**  
**Mackenzie Queen Headboard & Rails**

67½w 89D 58H  
Finish Shown: Walnut



**158-QHR**  
**Caleb Queen Headboard & Rails**

66w 90D 48½H  
Platform Bed Is Engineered To Accept A Mattress Only, No Box Spring Needed.  
Finish Shown: Walnut



**157-QHR**  
**Alek Queen Headboard & Rails**

66w 89½D 56H  
Platform Bed Is Engineered To Accept A Mattress Only, No Box Spring Needed.  
Finish Shown: Walnut



**161-QHR**  
**Beckett Queen Headboard & Rails**

66w 87D 59H  
Platform Bed Is Engineered To Accept A Mattress Only, No Box Spring Needed.  
Finish Shown: Walnut



259-QHR Roxanne Queen Headboard & Rails  
374-440 Ainsley Etagere



**176-QHR**  
**Nebo Queen Headboard & Rails**

76w 102d 45h  
Platform Bed Is Engineered To Accept A Mattress Only, No Box Spring Needed.  
Finish Shown: Walnut



**259-QHR**  
**Roxanne Queen Headboard & Rails**

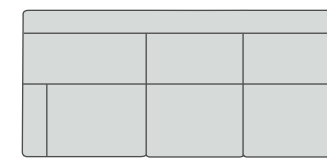
66w 88½d 41h  
Platform Bed Is Engineered To Accept A Mattress Only, No Box Spring Needed.  
Available In Metal Finish Only



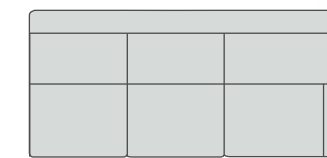


**L2145-S1 Ethan Sofa**

79w 35d 34H  
 Inside: 67½w 21d 16H  
 Arm Height: 24 Seat Height:19  
 Loose Pillow Back  
 Finish Shown: Walnut




**L2145-SL Ethan Leather Left Arm Sofa**  
**L2145-QL Ethan Leather Left Arm Queen Sleeper**  
 80w 37d 34H  
 Inside: 70w 21d




**L2145-SR Ethan Leather Right Arm Sofa**  
**L2145-QR Ethan Leather Right Arm Queen Sleeper**  
 80w 37d 34H  
 Inside: 70w 21d



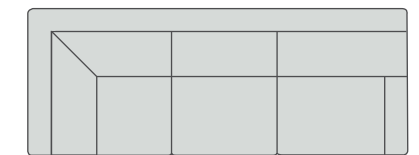
**L2145-LL Ethan Leather Left Arm Loveseat**  
 55w 37d 34H  
 Inside: 50w 21d




**L2145-LR Ethan Leather Right Arm Loveseat**  
 55w 37d 34H  
 Inside: 50w 21d




**L2145-DL Ethan Leather Left Arm Corner Sofa**  
 92w 37d 34H  
 Inside: 73w 21d




**L2145-DR Ethan Leather Right Arm Corner Sofa**  
 92w 37d 34H  
 Inside: 73w 21d



**L2145-S1 Ethan Leather Sofa**  
**L2145-Q1 Ethan Leather Queen Sleeper**  
 79w 35d 34H  
 Inside: 67½w 21d



**L2145-S2 Ethan Leather Sofa**  
 85½w 35d 34H  
 Inside: 74w 21d



**L2145-B1 Ethan Leather Short Sofa**  
**L2145-R1 Ethan Leather Full Sleeper**  
 71w 35d 34H  
 Inside: 59½w 21d



**L2145-C1 Ethan Leather Chair & Half**  
 46w 35d 34H  
 Inside: 34½w 21d



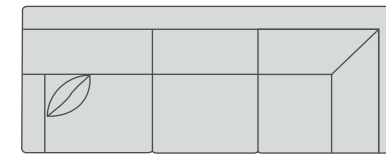
**L2145-C2 Ethan Leather Chair**  
 37w 35d 34H  
 Inside: 25½w 21d



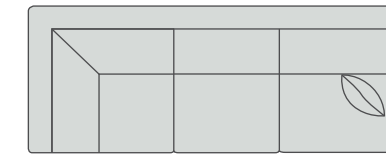
**L2145-O1 Ethan Leather Ottoman & Half**  
 38w 26d 19H



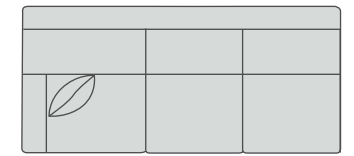
**L2145-O3 Ethan Leather Ottoman**  
 34w 26d 19H



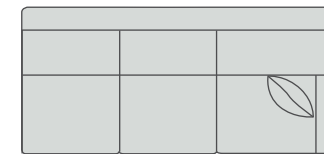
**2145-DL Ethan Left Arm Corner Sofa**  
92w 37d 34h  
Inside: 73w 21d  
Standard With One P-100 20" Throw Pillow



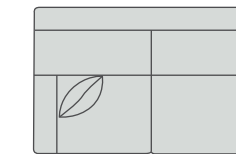
**2145-DR Ethan Right Arm Corner Sofa**  
92w 37d 34h  
Inside: 73w 21d  
Standard With One P-100 20" Throw Pillow



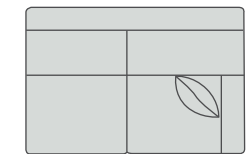
**2145-SL Ethan Left Arm Sofa**  
**2145-QL Ethan Left Arm Queen Sleeper**  
80w 37d 34h  
Inside: 70w 21d  
Standard With One P-100 20" Throw Pillow



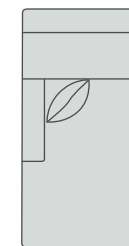
**2145-SR Ethan Right Arm Sofa**  
**2145-OR Ethan Right Arm Queen Sleeper**  
80w 37d 34h  
Inside: 70w 21d  
Standard With One P-100 20" Throw Pillow



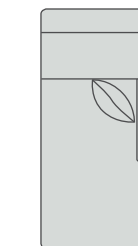
**2145-LL Ethan Left Arm Loveseat**  
55w 37d 34h  
Inside: 50w 21d  
Standard With One P-100 20" Throw Pillow



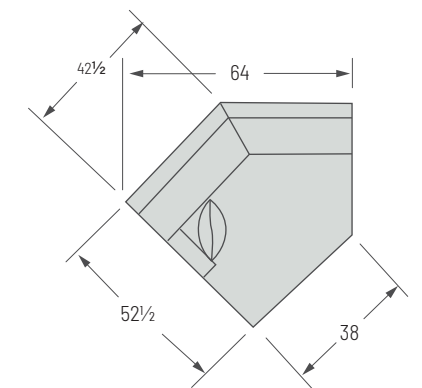
**2145-LR Ethan Right Arm Loveseat**  
55w 37d 34h  
Inside: 50w 21d  
Standard With One P-100 20" Throw Pillow




**2145-CL Ethan Left Arm Chaise**  
30w 60d 34h  
Inside: 25w 44d  
Standard With One P-100 20" Throw Pillow



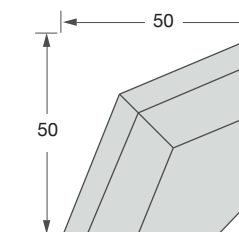
**2145-CR Ethan Right Arm Chaise**  
30w 60d 34h  
Inside: 25w 44d  
Standard With One P-100 20" Throw Pillow



**2145-LO Ethan Armless Loveseat**  
50w 37d 34h  
Inside: 50w 21d

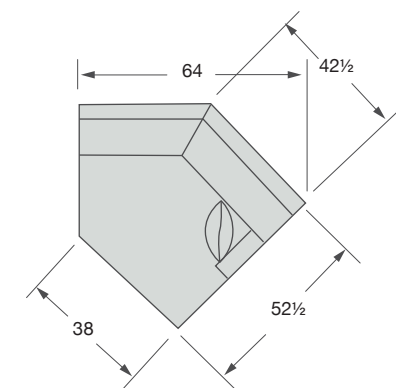


**2145-A1 Ethan Armless**  
25w 37d 34h  
Inside: 25w 21d

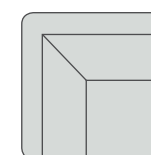


**2145-CU Ethan Wedge**  
73w 42d 34h

**2145-WL Ethan Left Arm Wedge**  
75w 52 1/2d 34h  
Inside: 52w 21d  
Standard With One P-100 20" Throw Pillow




**2145-WR Ethan Right Arm Wedge**  
75w 52 1/2d 34h  
Inside: 52w 21d  
Standard With One P-100 20" Throw Pillow



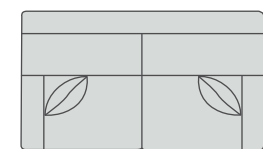
**2145-E1 Ethan Inside Corner**  
37w 37d 34h  
Inside: 21w 21d

**2145-SL Ethan Left Arm Sofa**

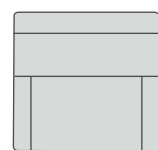
80w 37d 34h  
Inside: 70w 21d 15h  
Arm Height: 24 Seat Height:19  
Loose Pillow Back  
Standard With One P-100 20" Throw Pillow  
Finish Shown: Walnut



**2145-S1 Ethan 2 Cushion Sofa**  
**2145-Q1 Ethan Queen Sleeper**  
79w 35d 34h  
Inside: 67 1/2w 21d  
Standard With Two P-100 20" Throw Pillows



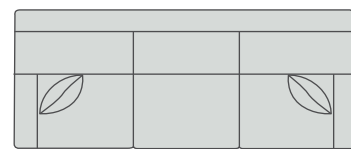
**2145-L1 Ethan Loveseat**  
61w 35d 34h  
Inside: 49 1/2w 21d  
Standard With Two P-100 20" Throw Pillows



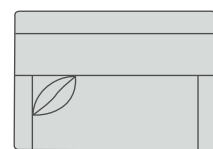
**2145-C2 Ethan Chair**  
37w 35d 34h  
Inside: 25 1/2w 21d

**2145-CU Ethan Wedge**

73w 42d 34h  
Inside: 52w 21d 15h  
Seat Height:19  
Wall Space: 50"  
Loose Pillow Back  
Standard With One P-100 20" Throw Pillow  
Finish Shown: Walnut



**2145-S2 Ethan 3 Cushion Sofa**  
85 1/2w 35d 34h  
Inside: 74w 21d  
Standard With Two P-100 20" Throw Pillows



**2145-T1 Ethan Chair Twin Sleeper**  
51w 35d 34h  
Inside: 39 1/2w 21d  
Standard With One P-100 20" Throw Pillow



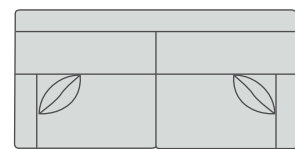
**2145-O1 Ethan Ottoman & Half**  
38w 26d 19h



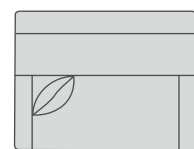
**2145-O3 Ethan Ottoman**  
34w 26d 19h

**2145-SR Ethan Right Arm Sofa**


80w 37d 34h  
Inside: 70w 21d 15h  
Arm Height: 24 Seat Height:19  
Loose Pillow Back  
Standard With One P-100 20" Throw Pillow  
Finish Shown: Walnut



**2145-B1 Ethan Short Sofa**  
**2145-R1 Ethan Full Sleeper**  
71w 35d 34h  
Inside: 59 1/2w 21d  
Standard With Two P-100 20" Throw Pillows



**2145-C1 Ethan Chair & Half**  
46w 35d 34h  
Inside: 34 1/2w 21d  
Standard With One P-100 20" Throw Pillow



**2145-OS Ethan Storage Caster Ottoman**  
37w 25d 17h



**2665-CA**  
Jake Armless  
Chaise

32w 67½d 34h  
Inside: 32w 51½d 18h  
Seat Height:17  
Loose Pillow Back  
Finish Shown: Walnut



**2665-L0**  
Jake Armless  
Standard Loveseat

66w 40d 34h  
Inside: 66w 24d 18h  
Seat Height:17  
Loose Pillow Back  
Finish Shown: Walnut



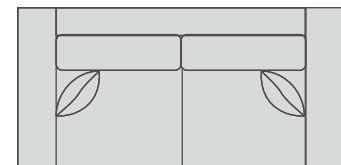
**2665-E1**  
Jake Inside  
Corner Chair

40w 40d 34h  
Inside: 24w 24d 18h  
Seat Height:17  
Loose Pillow Back  
Finish Shown: Walnut



**2665-SR**  
Jake Right  
Arm Sofa

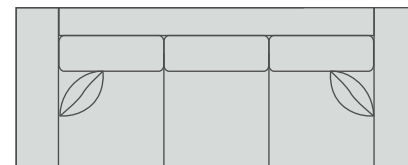
92w 40d 34h  
Inside: 82½w 24d 18h  
Arm Height: 24 Seat Height:17  
Loose Pillow Back  
Finish Shown: Walnut



**2665-S1** Jake Short Sofa  
82w 40d 34h  
Inside: 63w 24d  
Standard With Two P-100 20" Throw Pillows



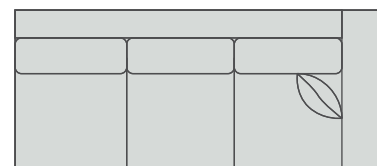
**2665-S2** Jake Standard Sofa  
91w 40d 34h  
Inside: 72w 24d  
Standard With Two P-100 20" Throw Pillows



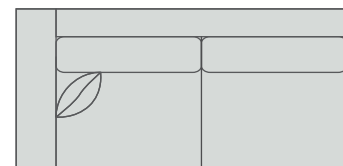
**2665-S3** Jake Long Sofa  
100w 40d 34h  
Inside: 81w 24d  
Standard With Two P-100 20" Throw Pillows



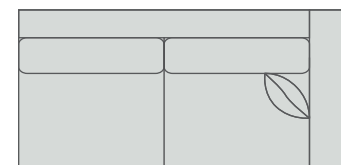
**2665-SL** Jake Left Arm Sofa  
92w 40d 34h  
Inside: 82½w 24d  
Standard With One P-100 20" Throw Pillow



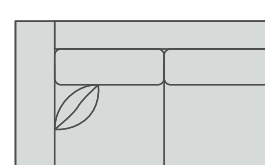
**2665-SR** Jake Right Arm Sofa  
92w 40d 34h  
Inside: 82½w 24d  
Standard With One P-100 20" Throw Pillow



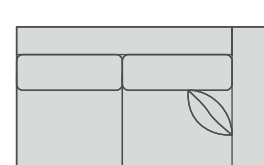
**2665-JL** Jake Left Arm Wide Loveseat  
83w 40d 34h  
Inside: 73½w 24d  
Standard With One P-100 20" Throw Pillow  
Married To 2665-KR



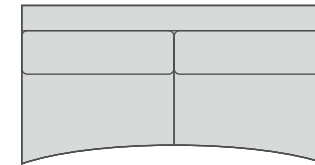
**2665-JR** Jake Right Arm Wide Loveseat  
83w 40d 34h  
Inside: 73½w 24d  
Standard With One P-100 20" Throw Pillow  
Married To 2665-KL



**2665-LL** Jake Left Arm Loveseat  
64w 40d 34h  
Inside: 54½w 24d  
Standard With One P-100 20" Throw Pillow



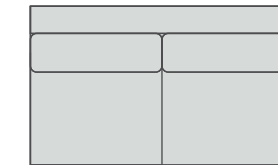
**2665-LR** Jake Right Arm Loveseat  
64w 40d 34h  
Inside: 54½w 24d  
Standard With One P-100 20" Throw Pillow



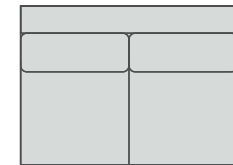
**2665-S0** Jake Shaped Armless Sofa  
76½w 40d 34h  
Inside: 76½w 24d



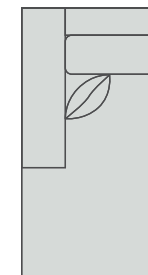
**2665-A1** Jake Armless Chair  
28w 40d 34h  
Inside: 28w D24



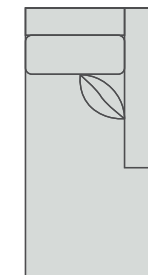
**2665-L0** Jake Armless  
Standard Loveseat  
66w 40d 34h  
Inside: 66w 24d



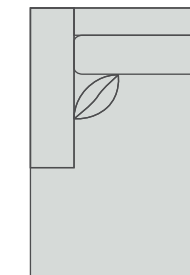
**2665-B0** Jake Armless  
Short Loveseat  
56w 40d 34h  
Inside: 56w 24d



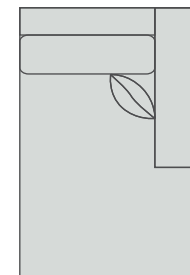
**2665-CL** Jake Left Arm Chaise  
36w 67½d 34h  
Inside: 26½w 51½d  
Standard With One P-100 20" Throw Pillow



**2665-CR** Jake Right  
Arm Chaise  
36w 67½d 34h  
Inside: 26½w 51½d  
Standard With One P-100  
20" Throw Pillow



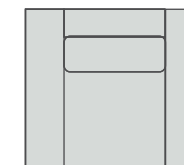
**2665-KL** Jake Left Arm Chaise  
45w 67½d 34h  
Inside: 35½w 51½d  
Standard With One P-100  
20" Throw Pillow  
Married To 2665-JR



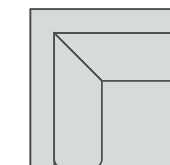
**2665-KR** Jake Right Arm Chaise  
56w 67½d 34h  
Inside: 35½w 51½d  
Standard With One P-100  
20" Throw Pillow  
Married To 2665-JL



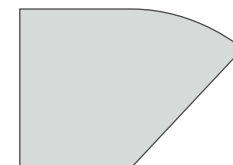
**2665-CA** Jake Armless Chaise  
32w 67½d 34h  
Inside: 32w 51½d



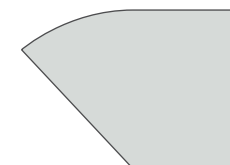
**2665-C1** Jake Chair  
45w 40d 34h  
Inside: 26w 24d



**2665-E1** Jake Inside Corner  
40w 40d 34h  
Inside: 24w 24d




**2665-BL** Jake Left  
Bumper Ottoman  
56w 40d 17h



**2665-BR** Jake Right Bumper Ottoman  
56w 40d 17h



**2665-L04** Jake Left Shaped Ottoman  
35w 50d 17h



**2665-R04** Jake Right Shaped Ottoman  
35w 50d 17h



**2665-O1** Jake Ottoman  
40w 28d 17h



**2665-O3** Jake Ottoman & Half  
50w 40d 17h

2665-JL and 2665-JR are married to the 2665-KR and 2665-KL.



368-830 Niko Cocktail Table - Travertine  
2666-CCL Kylie Curved Chaise Left  
2666-CSR Kylie Curved Right Arm Sofa

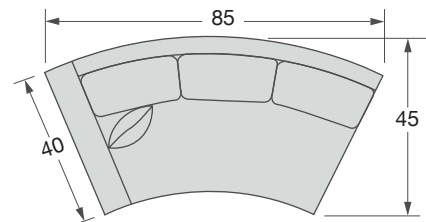
**2666-CSL**  
**Kylie Curved Left Arm Sofa**

32W 67½D 34H  
Inside: 32w 51½D 18H  
Seat Height:17  
Loose Pillow Back  
Standard With One P-100 20" Throw Pillow  
Finish Shown: Walnut

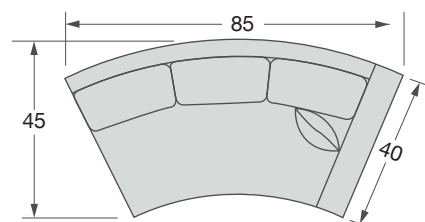


**2666-CBR**  
**Kylie Curved Right Bumper**

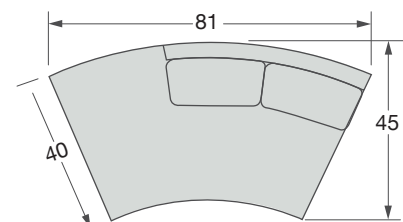
32W 67½D 34H  
Inside: 32w 51½D 18H  
Seat Height:17  
Loose Pillow Back  
Finish Shown: Walnut



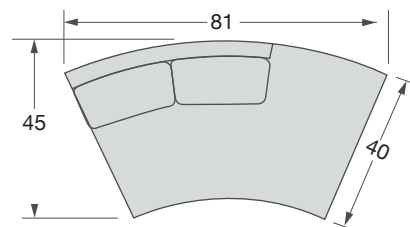
**2666-CSL**  
**Kylie Curved Left Arm Sofa**  
85W 45D 34H  
Inside: 75½W 24D  
Standard With One P-100 20" Throw Pillow



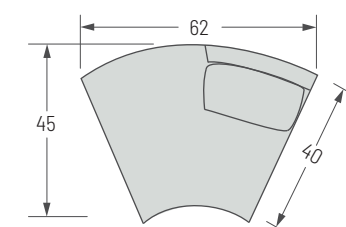
**2666-CSR**  
**Kylie Curved Right Arm Sofa**  
85W 45D 34H  
Inside: 75½W 24D  
Standard With One P-100 20" Throw Pillow



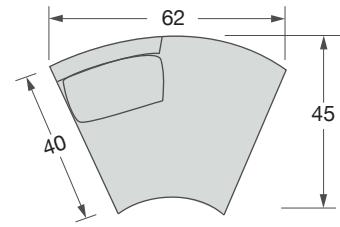
**2666-CBL**  
**Kylie Curved Left Bumper**  
81W 45D 34H  
Inside: 65W 24D



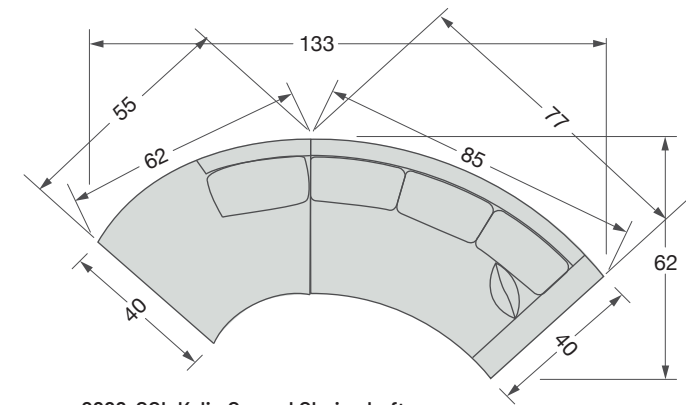
**2666-CBR**  
**Kylie Curved Right Bumper**  
81W 45D 34H  
Inside: 65W 24D



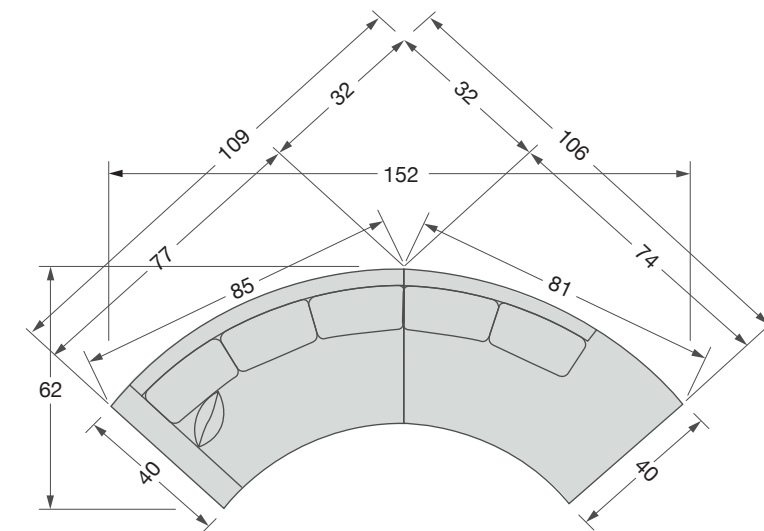
**2666-CCL**  
**Kylie Curved Chaise Left**  
62W 45D 34H  
Inside: 52W 24D



**2666-CCR**  
**Kylie Curved Chaise Right**  
62W 45D 34H  
Inside: 52W 24D



**2666-CCL** Kylie Curved Chaise Left  
**2666-CSR** Kylie Curved Right Arm Sofa



**2666-CSL** Kylie Curved Left Arm Sofa  
**2666-CBR** Kylie Curved Right Bumper



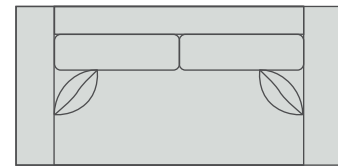
2667-LL Connor Left Arm Loveseat  
2667-E1 Connor Inside Corner  
2667-SR Connor Right Arm Sofa  
101-825 Sonoma Small Cocktail Table





**2667-SL**  
Connor Left Arm Sofa

92W 40D 34H  
Inside: 82½w 24D 17H  
Arm Height: 24 Seat Height:17  
Loose Pillow Back  
Standard With One 20" Throw Pillow  
Finish Shown: Walnut



**2667-S1** Connor Short Sofa  
82W 40D 34H  
Inside: 63W 24D  
Standard With Two P-100 20" Throw Pillows

**2667-E1**  
Connor Inside Corner

40W 40D 34H  
Inside: 24w 24D  
Seat Height:17  
Loose Pillow Back  
Finish Shown: Walnut



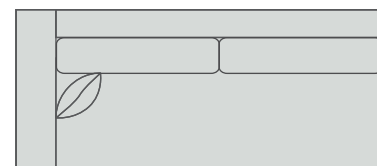
**2667-S2** Connor Standard Sofa  
91W 40D 34H  
Inside: 72W 24D  
Standard With Two P-100 20" Throw Pillows

**2667-JR**  
Connor Right Arm Loveseat

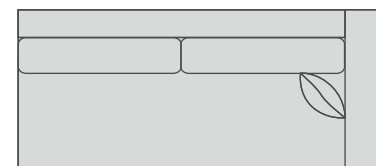
83W 40D 34H  
Inside: 73½w 24D 17H  
Arm Height: 24 Seat Height:17  
Loose Pillow Back  
Standard With One 20" Throw Pillow  
Finish Shown: Walnut



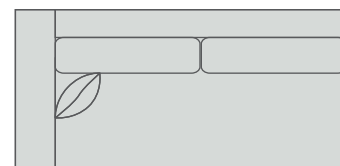
**2667-S3** Connor Long Sofa  
100W 40D 34H  
Inside: 81W 24D  
Standard With Two P-100 20" Throw Pillows



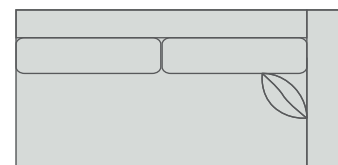
**2667-SL** Connor Left Arm Sofa  
92W 40D 34H  
Inside: 82½w 24D  
Standard With One P-100 20" Throw Pillow



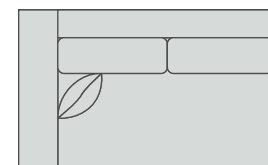
**2667-SR** Connor Right Arm Sofa  
92W 40W 34H  
Inside: 82½w 24D  
Standard With One P-100 20" Throw Pillow



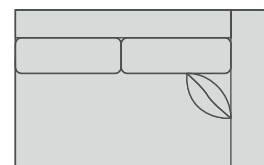
**2667-JL** Connor Left Arm Wide Loveseat  
83W 40D 34H  
Inside: 73½w 24D  
Standard With One P-100 20" Throw Pillow  
Married To 2667-KR



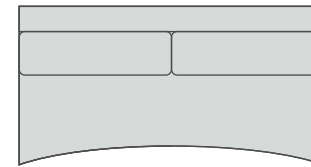
**2667-JR** Connor Right Arm Wide Loveseat  
83W 40D 34H  
Inside: 73½w 24D  
Standard With One P-100 20" Throw Pillow  
Married To 2667-KL




**2667-LL** Connor Left Arm Loveseat  
64W 40D 34H  
Inside: 54½w 24D  
Standard With One P-100 20" Throw Pillow



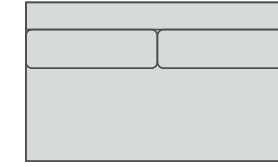
**2667-LR** Connor Right Arm Loveseat  
64W 40D 34H  
Inside: 54½w 24D  
Standard With One P-100 20" Throw Pillow



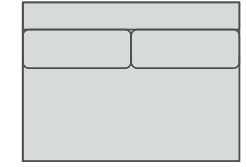
**2667-S0** Connor Shaped Armless Sofa  
76½w 40D 34H  
Inside: 76½w 24D



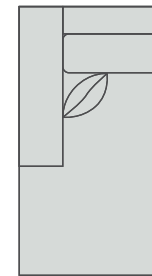
**2667-A1** Connor Armless Chair  
28W 40D 34H  
Inside: 28W 24D



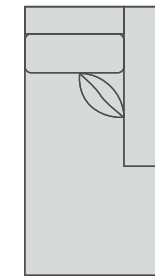
**2667-L0** Connor Armless Standard Loveseat  
66W 40D 34H  
Inside: 66W 24D



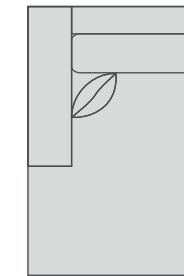
**2667-B0** Connor Armless Short Loveseat  
56W 40D 34H  
Inside: 56W 24D



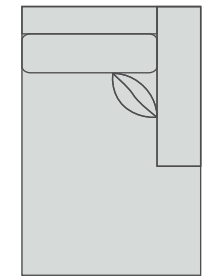
**2667-CL** Connor Left Arm Chaise  
36W 67½D 34H  
Inside: 26½w 51½D  
Standard With One P-100 20" Throw Pillow



**2667-CR** Connor Right Arm Chaise  
36W 67½D 34H  
Inside: 26½w 51½D  
Standard With One P-100 20" Throw Pillow



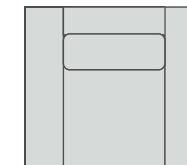
**2667-KL** Connor Left Arm Chaise  
45W 67½D 34H  
Inside: 35½w 51½D  
Standard With One P-100 20" Throw Pillow  
Married To 2667-JR



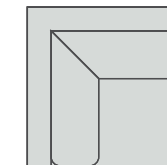
**2667-KR** Connor Right Arm Chaise  
45W 67½D 34H  
Inside: 35½w 51½D  
Standard With One P-100 20" Throw Pillow  
Married To 2667-JL



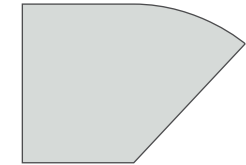
**2667-CA** Connor Armless Chaise  
32W 67½D 34H  
Inside: 32W 51½D



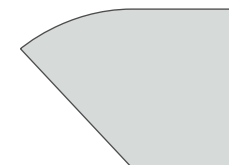
**2667-C1** Connor Chair  
45W 40D 34H  
Inside: 26W 24D




**2667-E1** Connor Inside Corner  
40W 40D 34H  
Inside: 24W 24D




**2667-BL** Connor Left Bumper Ottoman  
56W 40D 17H



**2667-BR** Connor Right Bumper Ottoman  
56W 40D 17H



**2667-L04** Connor Left Shaped Ottoman  
35W 50D 17H



**2667-R04** Connor Right Shaped Ottoman  
35W 50D 17H



**2667-O1** Connor Ottoman  
40W 28D 17H



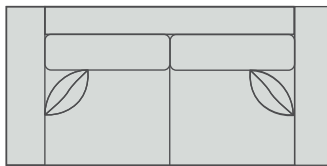
**2667-O3** Connor Ottoman & Half  
50W 40D 17H

2667-JL and 2667-JR are married to the 2667-KR and 2667-KL.



**2668-SL Marshall Left Arm Sofa**

92W 40D 34H  
 Inside: 82½W 24D 18H  
 Arm Height: 24 Seat Height:17  
 Loose Pillow Back  
 Standard With One 20" Throw Pillow  
 Finish Shown: Walnut



**2668-S1 Marshall Short Sofa**  
 82W 40D 34H  
 Inside: 63W 24D  
 Standard With Two P-100 20" Throw Pillows

**2668-E1 Marshall Inside Corner**

40W 40D 34H  
 Inside: 24W 24D 18H  
 Seat Height:17  
 Loose Pillow Back  
 Finish Shown: Walnut



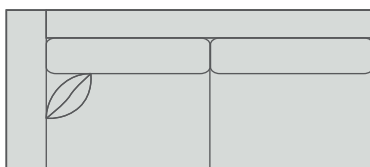
**2668-S2 Marshall Standard Sofa**  
 91W 40D 34H  
 Inside: 72W 24D  
 Standard With Two P-100 20" Throw Pillows

**2668-SR Marshall Right Arm Loveseat**

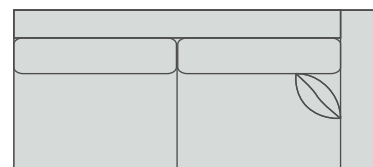
92W 40D 34H  
 Inside: 82½W 24D 18H  
 Arm Height: 24 Seat Height:17  
 Loose Pillow Back  
 Standard With One 20" Throw Pillow  
 Finish Shown: Walnut



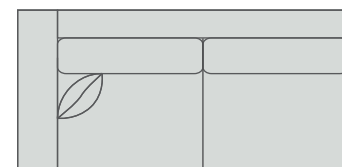
**2668-S3 Marshall Long Sofa**  
 100W 40D 34H  
 Inside: 81W 24D  
 Standard With Two P-100 20" Throw Pillows



**2668-SL Marshall Left Arm Sofa**  
 92W 40D 34H  
 Inside: 82½W 24D  
 Standard With One P-100 20" Throw Pillow



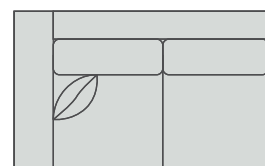
**2668-SR Marshall Right Arm Sofa**  
 92W 40D 34H  
 Inside: 82½W 24D  
 Standard With One P-100 20" Throw Pillow



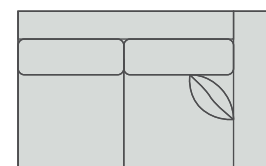
**2668-JL Marshall Left Arm Wide Loveseat**  
 83W 40D 34H  
 Inside: 73½W 24D  
 Standard With One P-100 20" Throw Pillow  
 Married To 2668-KR



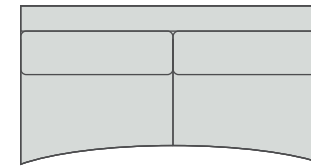
**2668-JR Marshall Right Arm Wide Loveseat**  
 83W 40D 34H  
 Inside: 73½W 24D  
 Standard With One P-100 20" Throw Pillow  
 Married To 2668-KL



**2668-LL Marshall Left Arm Loveseat**  
 64W 40D 34H  
 Inside: 54½W 24D  
 Standard With One P-100 20" Throw Pillow



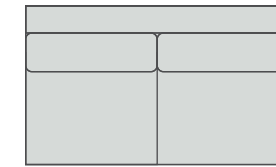
**2668-LR Marshall Right Arm Loveseat**  
 64W 40D 34H  
 Inside: 54½W 24D  
 Standard With One P-100 20" Throw Pillow



**2668-S0 Marshall Shaped Armless Sofa**  
 76½W 40D 34H  
 Inside: 76½W 24D



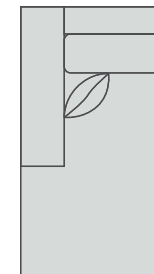
**2668-A1 Marshall Armless Chair**  
 28W 40D 34H  
 Inside: 28W 24D



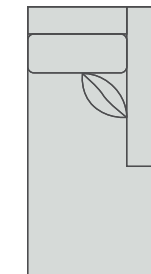
**2668-LO Marshall Armless Standard Loveseat**  
 66W 40D 34H  
 Inside: 66W 24D



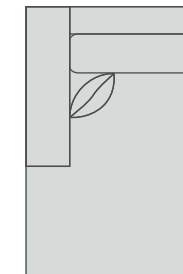
**2668-B0 Marshall Armless Short Loveseat**  
 56W 40D 34H  
 Inside: 56W 24D



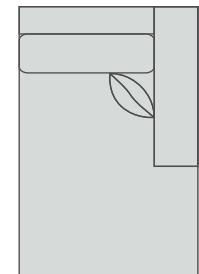
**2668-CL Marshall Left Arm Chaise**  
 36W 67½D 34H  
 Inside: 26½W 51½D  
 Standard With One P-100 20" Throw Pillow



**2668-CR Marshall Right Arm Chaise**  
 36W 67½D 34H  
 Inside: 26½W 51½D  
 Standard With One P-100 20" Throw Pillow



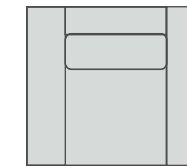
**2668-KL Marshall Left Arm Chaise**  
 45W 67½D 34H  
 Inside: 35½W 51½D  
 Standard With One P-100 20" Throw Pillow  
 Married To 2668-JR



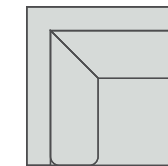
**2668-KR Marshall Right Arm Chaise**  
 45W 67½D 34H  
 Inside: 35½W 51½D  
 Standard With One P-100 20" Throw Pillow  
 Married To 2668-JL



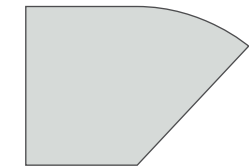
**2668-CA Marshall Armless Chaise**  
 32W 67½D 34H  
 Inside: 32W 51½D



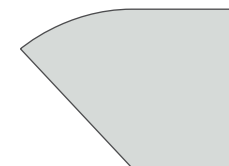
**2668-C1 Marshall Chair**  
 45W 40D 34H  
 Inside: 26W 24D



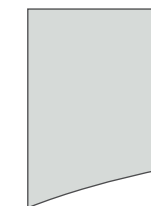
**2668-E1 Marshall Inside Corner**  
 40W 40D 34H  
 Inside: 24W 24D




**2668-BL Marshall Left Bumper Ottoman**  
 56W 40D 17H



**2668-BR Marshall Right Bumper Ottoman**  
 56W 40D 17H




**2668-L04 Marshall Left Shaped Ottoman**  
 35W 50D 17H



**2668-R04 Marshall Right Shaped Ottoman**  
 35W 50D 17H



**2668-O1 Marshall Ottoman**  
 40W 28D 17H



**2668-O3 Marshall Ottoman & Half**  
 50W 40D 17H

2668-JL and 2668-JR are married to the 2668-KR and 2668-KL.



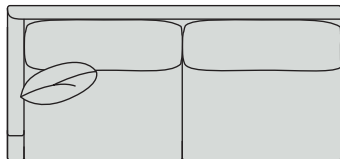
**3015-SL Oliver Left Arm Sofa**

82W 38D 36H  
 Inside: 78W 22D 18H  
 Arm Height: 24 Seat Height:18  
 Loose Pillow Back  
 Standard With One 20" Throw Pillow  
 Finish Shown: Walnut




**3015-CR Oliver Right Arm Chaise**

44W 66½D 36H  
 Inside: 39W 52D 18H  
 Arm Height: 24 Seat Height:18  
 Loose Pillow Back  
 Standard With One 20" Throw Pillow  
 Finish Shown: Walnut



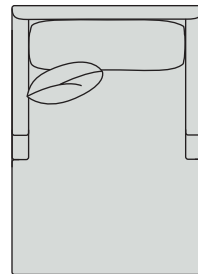
**3015-SL  
 Oliver Left Arm Sofa**

82W 38D 36H  
 Inside: 78W 22D 19H  
 Standard With One 20" Throw Pillow



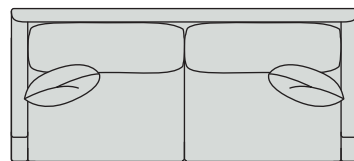
**3015-SR  
 Oliver Right Arm Sofa**

82W 38D 36H  
 Inside: 78W 22D 19H  
 Standard With One 20" Throw Pillow



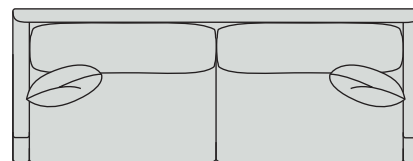
**3015-CC  
 Oliver 2 Arm Chaise**

47W 66½D 33H  
 Inside: 33W 52D 16H  
 Standard With One 20" Throw Pillow



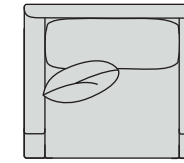
**3015-S1  
 Oliver Sofa**

86W 38D 36H  
 Inside: 78W 22D 19H  
 Standard With Two 20" Throw Pillows



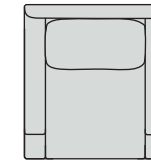
**3015-S2  
 Oliver Long Sofa**

101W 38D 36H  
 Inside: 93W 22D 19H  
 Standard With Two 20" Throw Pillows



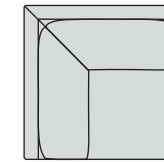
**3015-CH  
 Oliver Chair**

43½W 38D 36H  
 Inside: 33W 22D 19H  
 Standard With One 20" Throw Pillow



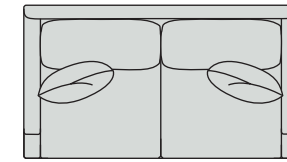
**3015-C1  
 Oliver Chair**

35W 38D 36H  
 Inside: 24½W 22D 19H



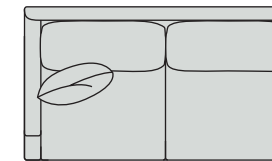
**3015-E1  
 Oliver Corner Chair**

38W 38D 36H  
 Inside: 22W 22D 19H



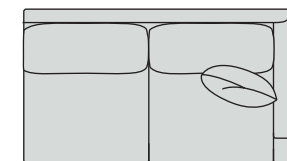
**3015-L1  
 Oliver Loveseat**

68W 38D 36H  
 Inside: 60W 22D 19H  
 Standard With Two 20" Throw Pillows



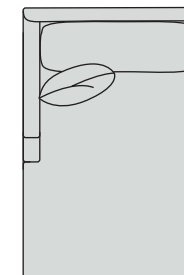
**3015-LL  
 Oliver Left Arm Loveseat**

66W 38D 36H  
 Inside: 60W 22D 19H  
 Standard With One 20" Throw Pillow




**3015-LR  
 Oliver Right Arm Loveseat**

66W 38D 36H  
 Inside: 60W 22D 19H  
 Standard With One 20" Throw Pillow



**3015-CL  
 Oliver Left Arm Chaise**

44W 66½D 36H  
 Inside: 39W 52D 19H  
 Standard With One 20" Throw Pillow



**3015-CR  
 Oliver Right Arm Chaise**

44W 66½D 36H  
 Inside: 39W 52D 19H  
 Standard With One 20" Throw Pillow



**3015-O1  
 Oliver Ottoman**

26W 23D 17H



**3015-OH  
 Oliver Ottoman**

38W 26D 17H

3015 Oliver Sectional Series Components  
 1/4" = 1' Scale




**3154-DL Preston Left Arm Corner Sofa**

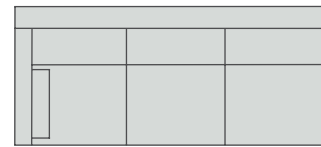
78w 35d 33½h  
 Inside: 74w 22d 16½h  
 Arm Height: 25½ Seat Height:17  
 Loose Pillow Back  
 Standard With One Arm Bolster Pillow  
 Finish Shown: Metal

**3154-SR Preston Right Arm Sofa**

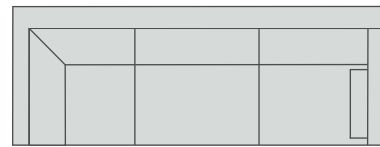
78w 35d 33½h  
 Inside: 74w 22d 16½h  
 Arm Height: 25½ Seat Height:17  
 Loose Pillow Back  
 Standard With One Arm Bolster Pillow  
 Finish Shown: Metal




**3154-DL Preston Left Arm Corner Sofa**  
 87½w 35d 33½h  
 Inside: 74w 22d  
 Standard With One Arm Bolster Pillow




**3154-SL Preston Left Arm Sofa**  
 78w 35d 33½h  
 Inside: 74w 22d  
 Standard With One Arm Bolster Pillow




**3154-DR Preston Right Arm Corner Sofa**  
 87½w 35d 33½h  
 Inside: 74w 22d  
 Standard With One Arm Bolster Pillow



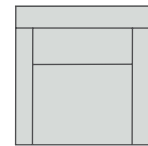
**3154-S1 Preston Sofa**  
 83w 35d 33½h  
 Inside: 75w 22d  
 Standard With One Arm Bolster Pillow



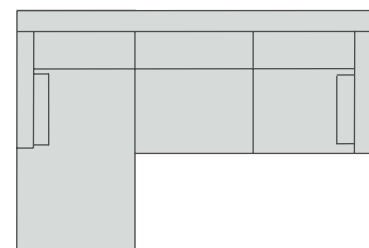
**3154-LR Preston Right Arm Loveseat**  
 54w 35d 33½h  
 Inside: 50w 22d  
 Standard With One Arm Bolster Pillow



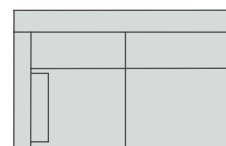
**3154-SR Preston Right Arm Sofa**  
 78w 35d 33½h  
 Inside: 74w 22d  
 Standard With One Arm Bolster Pillow



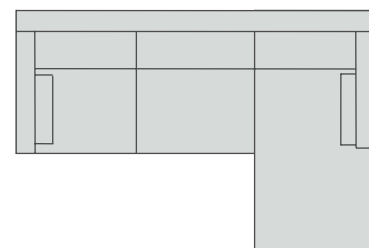
**3154-C1 Preston Chair**  
 34½w 35d 33½h  
 Inside: 26½w 22d



**3154-SC Preston Sofa Chaise**  
 89½w 61d 33½h  
 Inside: 81½w  
 Illustrated With Base Extension & Seat Cushion On Left  
 Standard With Two Arm Bolster Pillows



**3154-LL Preston Left Arm Loveseat**  
 54w 35d 33½h  
 Inside: 50w 22d  
 Standard With One Arm Bolster Pillow



**3154-SC Preston Sofa Chaise**  
 89½w 61d 33½h  
 Inside: 81½w  
 Illustrated With Base Extension & Seat Cushion On Right  
 Standard With Two Arm Bolster Pillows

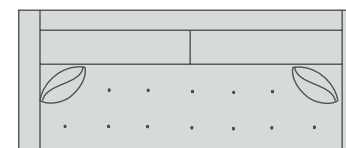


**3171-DL Austin Left Arm Corner Sofa**

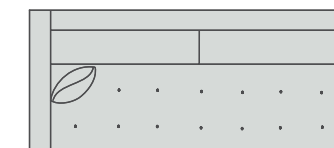
90w 36d 32½h  
 Inside: 70w 22d 15½h  
 Arm Height: 23 Seat Height:17  
 Loose Pillow Back  
 Standard With One 20" Throw Pillow  
 Finish Shown: Walnut

**3171-SR Austin Right Arm Sofa**

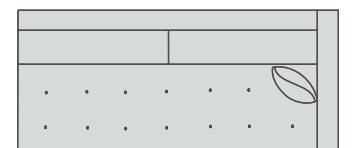
80½w 36d 32½h  
 Inside: 75w 22d 15½h  
 Arm Height: 23 Seat Height:17  
 Loose Pillow Back  
 Standard With One 20" Throw Pillow  
 Finish Shown: Walnut



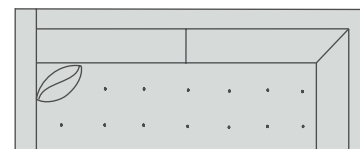
**3171-S1 Austin Sofa**  
 86w 36d 32½h  
 Inside: 75w 22d  
 Standard With Two P-100 20" Throw Pillows



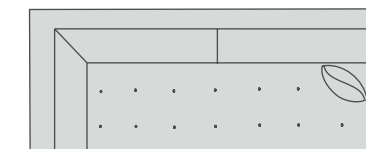
**3171-SL Austin Left Arm Sofa**  
 80½w 36d 32½h  
 Inside: 75w 22d  
 Standard With One P-100 20" Throw Pillow



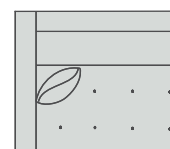
**3171-SR Austin Right Arm Sofa**  
 80½w 36d 32½h  
 Inside: 75w 22d  
 Standard With One P-100 20" Throw Pillow



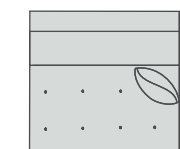
**3171-DL Austin Left Arm Corner Sofa**  
 90w 36d 32½h  
 Inside: 70w 22d  
 Standard With One P-100 20" Throw Pillow



**3171-DR Austin Right Arm Corner Sofa**  
 90w 36d 32½h  
 Inside: 70w 22d  
 Standard With One P-100 20" Throw Pillow



**3171-EL Austin Left Arm Chair**  
 43w 36d 32½h  
 Inside: 37½w 22d  
 Standard With One P-100 20" Throw Pillow

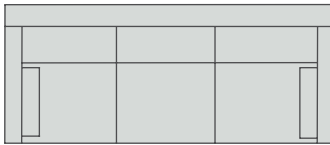


**3171-ER Austin Right Arm Chair**  
 43w 36d 32½h  
 Inside: 37½w 22d  
 Standard With One P-100 20" Throw Pillow



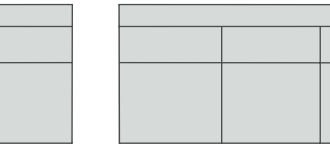
**3182-LL Bailey Left Arm Loveseat**

54w 35d 33½h  
 INSIDE: 50w 22d 16½h  
 Arm Height: 25½ Seat Height: 17  
 Loose Pillow Back  
 Standard With One Arm Bolster Pillow  
 Finish Shown: Walnut




**3182-DR Bailey Right Arm Corner Sofa**

87½w 35d 33½h  
 Inside: 74w 22d 16½h  
 Arm Height: 25½ Seat Height: 17  
 Loose Pillow Back  
 Standard With One Arm Bolster Pillow  
 Finish Shown: Walnut




**3182-S1 Bailey Sofa**

83w 35d 33½h  
 Inside: 75w 22d  
 Standard With Two Arm Bolster Pillows



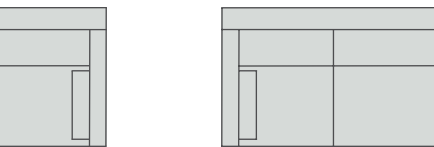
**3182-SL Bailey Left Arm Sofa**

78w 35d 33½h  
 Inside: 74w 22d  
 Standard With One Arm Bolster Pillow



**3182-SR Bailey Right Arm Sofa**

78w 35d 33½h  
 Inside: 74w 22d  
 Standard With One Arm Bolster Pillow



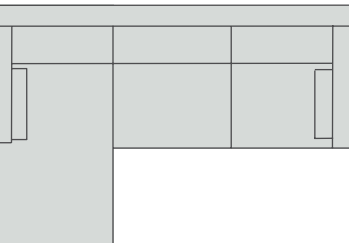
**3182-C1 Bailey Chair**

34½w 35d 33½h  
 Inside: 26½w 22d




**3182-DL Bailey Left Arm Corner Sofa**

87½w 35d 33½h  
 Inside: 74w 22d  
 Standard With One Arm Bolster Pillow



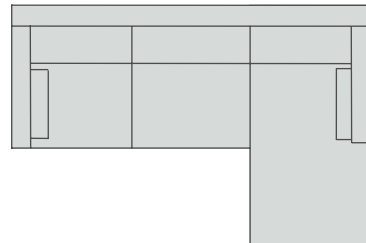
**3182-DR Bailey Right Arm Corner Sofa**

87½w 35d 33½h  
 Inside: 74w 22d  
 Standard With One Arm Bolster Pillow



**3182-LL Bailey Left Arm Loveseat**

54w 35d 33½h  
 Inside: 50w 22d  
 Standard With One Arm Bolster Pillow



**3182-SC Bailey Sofa Chaise**

89½w 61d 33½h  
 Inside: 81½w  
 Illustrated With Base Extension & Seat Cushion On Left  
 Standard With Two Arm Bolster Pillows

**3182-LR Bailey Right Arm Loveseat**

54w 35d 33½h  
 Inside: 50w 22d  
 Standard With One Arm Bolster Pillow

**3182-SC Bailey Sofa Chaise**

89½w 61d 33½h  
 Inside: 81½w  
 Illustrated With Base Extension & Seat Cushion On Right  
 Standard With Two Arm Bolster Pillows



3182-SC Bailey Sofa Chaise  
 4175-01 Wilson Ottoman



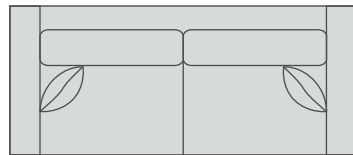
**3280-CL**  
**Nicole Left Arm Chaise**

47w 65d 33H  
Inside: 39½w 52d 15H  
Arm Height: 22 Seat Height:18  
Loose Pillow Back  
Standard With One 20" Throw Pillow  
Finish Shown: Walnut

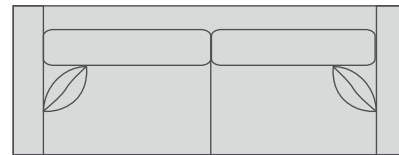


**3280-SR**  
**Nicole Right Arm Sofa**

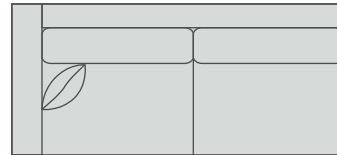
83½w 38d 33H  
Inside: 73½w 22d 15H  
Arm Height: 22 Seat Height:18  
Loose Pillow Back  
Standard With One 20" Throw Pillow  
Finish Shown: Walnut



**3280-S1**  
**Nicole Standard Sofa**  
87w 38d 33H  
Inside: 74w 22d  
Standard With Two P-100 20" Throw Pillows



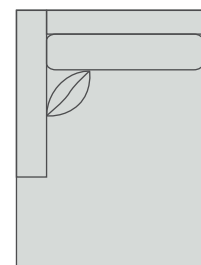
**3280-S2**  
**Nicole Long Sofa**  
100w 38d 33H  
Inside: 87w 22d  
Standard With Two P-100 20" Throw Pillows



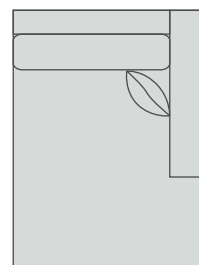
**3280-SL**  
**Nicole Left Arm Sofa**  
83½w 38d 33H  
Inside: 73½w 22d  
Standard With One P-100 20" Throw Pillow



**3280-SR**  
**Nicole Right Arm Sofa**  
83½w 38d 33H  
Inside: 73½w 22d  
Standard With One P-100 20" Throw Pillow



**3280-CL**  
**Nicole Left Arm Chaise**  
47w 69d 33H  
Inside: 39½w 52d  
Standard With One P-100 20" Throw Pillow



**3280-CR**  
**Nicole Right Arm Chaise**  
47w 69d 33H  
Inside: 39½w 52d  
Standard With One P-100 20" Throw Pillow

**3280 Nicole Sectional Series Components**  
1/4" = 1' Scale



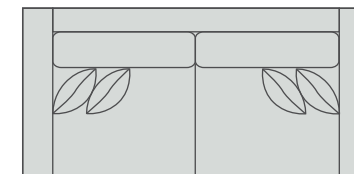
**3282-CL**  
**Hilton Left Arm Chaise**

47w 65d 35H  
Inside: 39½w 52d 18H  
Arm Height: 22 Seat Height:18  
Loose Pillow Back  
Standard With Two 20" Throw Pillows  
Finish Shown: Walnut

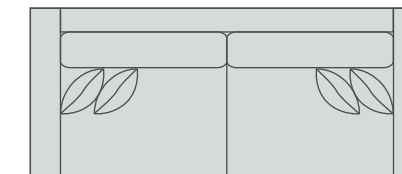


**3282-SR**  
**Hilton Right Arm Sofa**

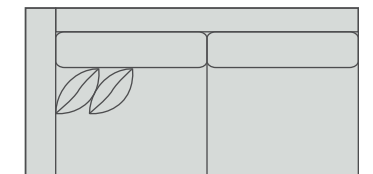
83w 42d 35H  
Inside: 73½w 26d 18H  
Arm Height: 22 Seat Height:18  
Loose Pillow Back  
Standard With Two 20" Throw Pillows  
Finish Shown: Walnut



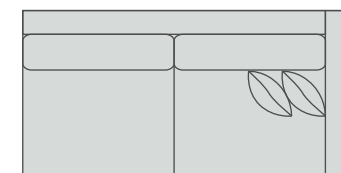
**3282-S1**  
**Hilton Standard Sofa**  
87w 42d 35H  
Inside: 74w 26d  
Standard With Four P-100 20" Throw Pillows



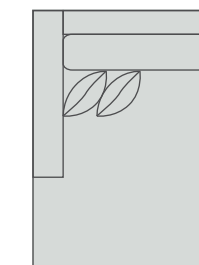
**3282-S2**  
**Hilton Long Sofa**  
100w 42d 35H  
Inside: 87w 26d  
Standard With Four P-100 20" Throw Pillows



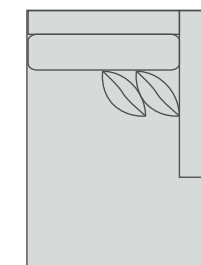
**3282-SL**  
**Hilton Left Arm Sofa**  
83w 42d 35H  
Inside: 73½w 26d  
Standard With Two P-100 20" Throw Pillows



**3282-SR** Hilton Right Arm Sofa  
83w 42d 35H  
Inside: 73½w 26d  
Standard With Two P-100 20" Throw Pillows



**3282-CL** Hilton Left Arm Chaise  
47w 65d 35H  
Inside: 39½w 52d  
Standard With Two P-100 20" Throw Pillows



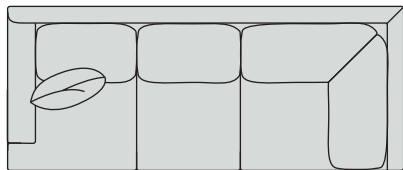
**3282-CR** Hilton Right Arm Chaise  
47w 65d 35H  
Inside: 39½w 52d  
Standard With Two P-100 20" Throw Pillows

**3282 Hilton Sectional Series Components**  
1/4" = 1' Scale



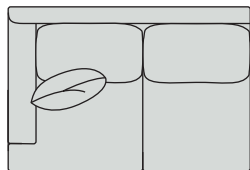
**3358-DL**  
Samuel Left Arm Corner Sofa

99W 41D 39H  
Inside: 74W 22D 21H  
Arm Height: 25 Seat Height: 19  
Loose Pillow Back  
Standard With One 20" Throw Pillow  
Finish Shown: Walnut



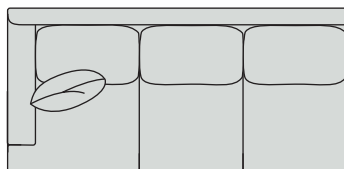
**3358-DL**  
Samuel Left Arm Corner Sofa

99W 41D 39H  
Inside: 74W 22D 21H  
Standard With One 20" Throw Pillow



**3358-LL**  
Samuel Left Arm Loveseat

60½W 41D 39H  
Inside: 52W 22D 21H  
Standard With One 20" Throw Pillow

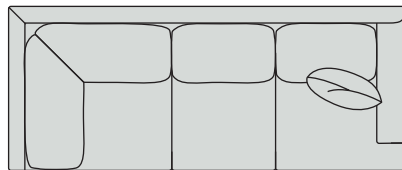


**3358-SL**  
Samuel Left Arm Sofa

85W 41D 39H  
Inside: 78W 22D 21H  
Standard With One 20" Throw Pillow

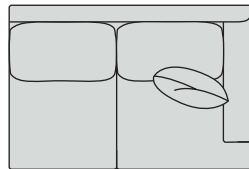
**3358-LR**  
Samuel Right Arm Loveseat

60½W 41D 39H  
Inside: 52W 22D 21H  
Arm Height: 25 Seat Height: 19  
Loose Pillow Back  
Standard With One 20" Throw Pillow  
Finish Shown: Walnut



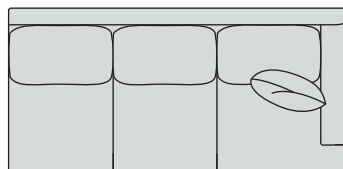
**3358-DR**  
Samuel Right Arm Corner Sofa

99W 41D 39H  
Inside: 74W 22D 21H  
Standard With One 20" Throw Pillow



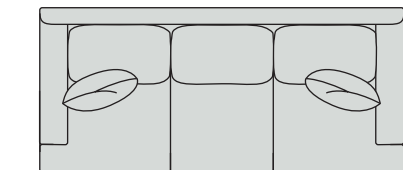
**3358-LR**  
Samuel Right Arm Loveseat

60½W 41D 39H  
Inside: 52W 22D 21H  
Standard With One 20" Throw Pillow



**3358-SR**  
Samuel Right Arm Sofa

85W 41D 39H  
Inside: 78W 22D 21H  
Standard With One 20" Throw Pillow



**3358-S1**  
Samuel Sofa

91W 41D 39H  
Inside: 52W 22D 21H  
Standard With Two 20" Throw Pillows

# PRECEDENT-FURNITURE.COM

Our website not only allows you to search our amazing upholstery items, but includes all inspirational imagery, product specifications, downloadable content, fabrics and more. The site walks through each Studio P Custom Program and is constantly being updated. Visit us today to learn more.

## PRINT SECTIONAL DRAWINGS

¼" Scale line drawings are linked to each Sectional product page on our website. Easily print or download these helpful illustrations for use in planning your next design project.

## DOWNLOAD STUDIO P ORDER SHEETS

We make ordering any of our custom programs easy with downloadable order sheets that are ready to print, complete and order.

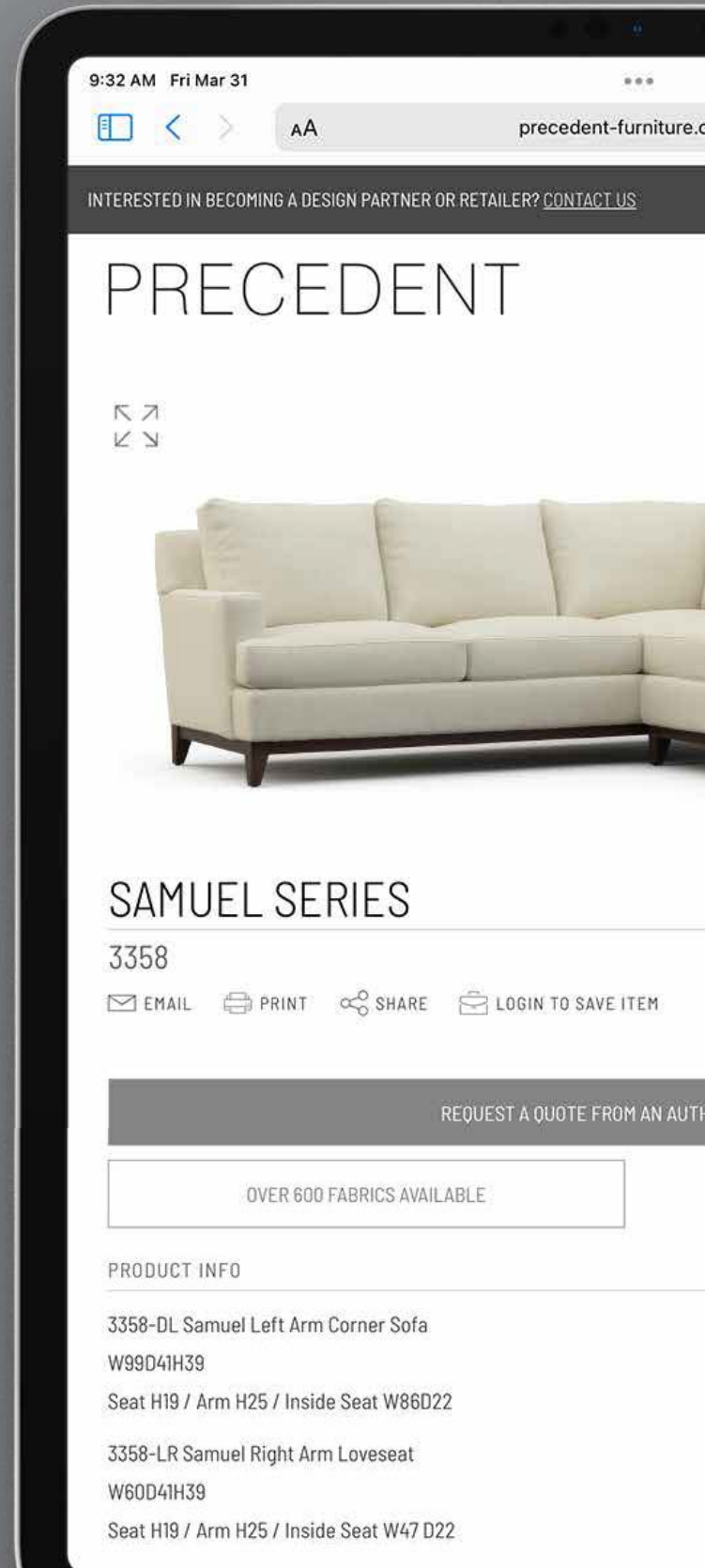
## VIEW OVER 500 FABRIC SWATCHES

Sort through our extensive fabric collection with the ability to filter by brand, grade and color. Our full collection and "The Handle" are both available.



TAKE  
ADVANTAGE  
OF OUR  
QR CODES

Save time! Scan QR codes to access product web pages directly.





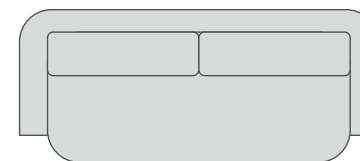


3360-SL Juliet Left Arm Sofa  
3360-CR Juliet Right Arm Chaise



**3360-SL Juliet Left Arm Sofa**

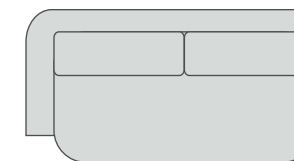
72½W 38½D 38H  
Inside: 66W 22D 21½H  
Arm Height: 31 Seat Height: 17½  
Loose Pillow Back  
Finish Shown: Walnut



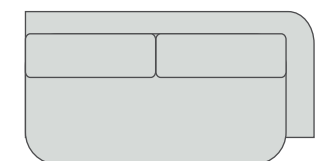
**3360-S1 Juliet Sofa**  
90W 38½D 38H  
Inside: 76W 22D 21½H

**3360-CR Juliet Right Arm Chaise**

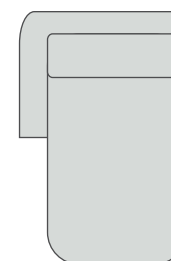
42W 63½D 38H  
Inside: 34½W 45D 21½H  
Arm Height: 31 Seat Height: 17½  
Loose Pillow Back  
Finish Shown: Walnut



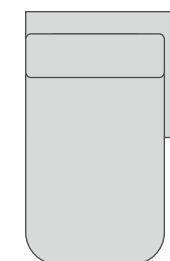
**3360-SL Juliet Left Arm Sofa**  
72½W 38½D 38H  
Inside: 66W 22D 21½H



**3360-SR Juliet Right Arm Sofa**  
72½W D38½D 38H  
Inside: 66W 22D 21½H



**3360-CL Juliet Left Arm Chaise**  
42W 63½D 38H  
Inside: 34½W 45D 21½H



**3360-CR Juliet Right Arm Chaise**  
42W 63½D 38h  
Inside: 34½W 45D 21½H

**3360 Juliet Sectional Series Components**  
1/4" = 1" Scale

Multiple items available in this style. Visit precedent-furniture.com for details.

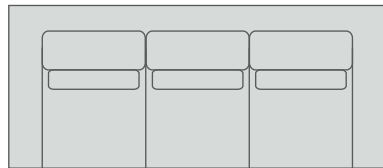


**3362-CL**  
**Amstel Left Arm Chaise**

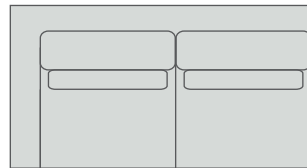
41w 68d 36h  
 Inside: 34w 48d 18½h  
 Arm Height: 30½ Seat Height: 17½  
 Loose Pillow Back  
 Standard With One Kidney Pillow  
 Available In Natural On Walnut Only

**3362-SR**  
**Amstel Right Arm Sofa**

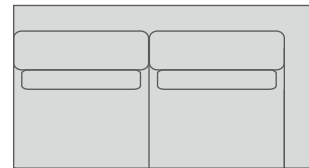
75½w 41d 36h  
 Inside: 68w 20d 18½h  
 Arm Height: 30½ Seat Height: 17½  
 Loose Pillow Back  
 Standard With Two Kidney Pillows  
 Available In Natural On Walnut Only



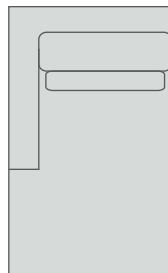
**3362-S1**  
**Amstel Sofa**  
 93w 41d 36h  
 Inside: 81w 20d  
 Standard With Three Kidney Pillows



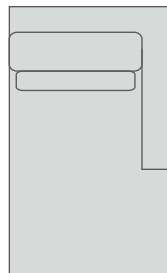
**3362-SL**  
**Amstel Left Arm Sofa**  
 75½w 41d 36h  
 Inside: 68w 20d  
 Standard With Two Kidney Pillows



**3362-SR**  
**Amstel Right Arm Sofa**  
 75½w 41d 36h  
 Inside: 68w 20d  
 Standard With Two Kidney Pillows



**3362-CL**  
**Amstel Left Arm Chaise**  
 41w 68d 36h  
 Inside: 34w 48d  
 Standard With One Kidney Pillow



**3362-CR**  
**Amstel Right Arm Chaise**  
 41w 68d 36h  
 Inside: 34w 48d  
 Standard With One Kidney Pillow

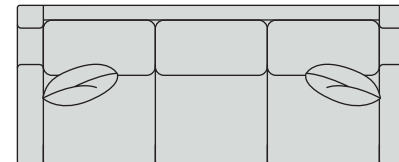


3362-SL Amstel Left Arm Sofa  
 3362-CR Amstel Right Arm Chaise  
 368-831 Niko Cocktail Table - Shagreen

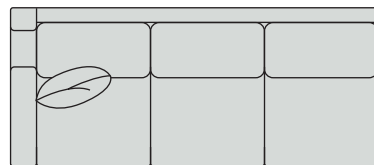


**3364-S2  
Arlington Sofa**

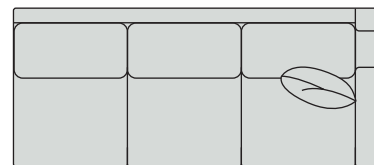
97W 39½D 39H  
Inside: 84W 22D 21H  
Arm Height: 25½ Seat Height:18  
Loose Pillow Back  
Standard With Two 20" Throw Pillows  
Finish Shown: Walnut



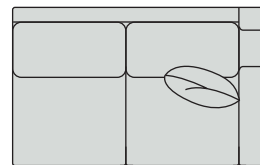
**3364-S2  
Arlington Sofa**  
97W 39½D 39H  
Inside: 84W 22D 22H  
Standard With Two 20" Throw Pillows



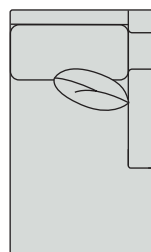
**3364-SL  
Arlington Left Arm Sofa**  
92W 39½D 39H  
Inside: 87W 22D 22H  
Standard With One 20" Throw Pillow



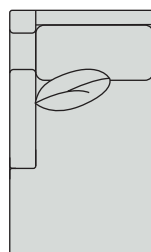
**3364-SR  
Arlington Right Arm Sofa**  
92W 39½D 39H  
Inside: 87W 22D 22H  
Standard With One 20" Throw Pillow



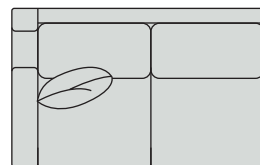
**3364-LR  
Arlington Right Arm Loveseat**  
63W 39½D 39H  
Inside: 58W 22D 22H  
Standard With One 20" Throw Pillow



**3364-CR  
Arlington Right Arm Chaise**  
36W 61D 39H  
Inside: 26W 48D 22H  
Standard With One 20" Throw Pillow



**3364-CL  
Arlington Left Arm Chaise**  
36W 61D 39H  
Inside: 26W 48D 22H  
Standard With One 20" Throw Pillow



**3364-LL  
Arlington Left Arm Loveseat**  
63W 39½D 39H  
Inside: 58W 22D 22H  
Standard With One 20" Throw Pillow

3364 Arlington Sectional Series Components  
1/4" = 1" Scale

**3371-DL  
Sarah Left Arm Corner Sofa**

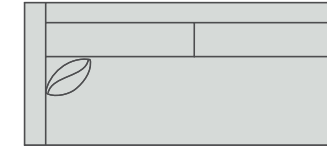
90W 36D 32½H  
Inside: 70W 22D 16½H  
Arm Height: 23 Seat Height:17  
Loose Pillow Back  
Standard With One 20" Throw Pillow  
Finish Shown: Walnut



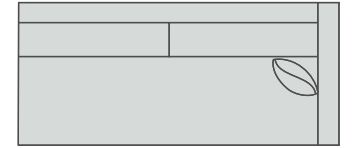
**3371-S1 Sarah Sofa**  
86W 36D 32½H  
Inside: 75W 22D  
Standard With Two 20" Throw Pillows

**3371-ER  
Sarah Right Arm Chair**

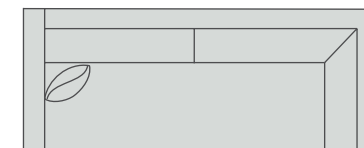
43W 36D 32½H  
Inside: 37½W 22D 16½H  
Arm Height: 23 Seat Height:17  
Loose Pillow Back  
Standard With One 20" Throw Pillow  
Finish Shown: Walnut




**3371-SL Sarah Left Arm Sofa**  
80½W 36D 32½H  
Inside: 75W 22D  
Standard With One 20" Throw Pillow



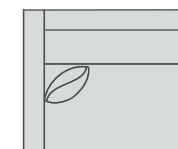
**3371-SR Sarah Right Arm Sofa**  
80½W 36D 32½H  
Inside: 75W 22D  
Standard With One 20" Throw Pillow



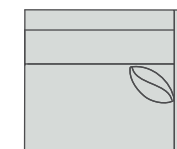
**3371-DL Sarah Left Arm Corner Sofa**  
90W 36D 32½H  
Inside: 70W 22D  
Standard With One 20" Throw Pillow



**3371-DR Sarah Right Arm Corner Sofa**  
90W 36D 32½H  
Inside: 70W 22D  
Standard With One 20" Throw Pillow



**3371-EL Sarah Left Arm Chair**  
43W 36D 32½H  
Inside: 37½W 22D  
Standard With One 20" Throw Pillow



**3371-ER Sarah Right Arm Chair**  
43W 36D 32½H  
Inside: 37½W 22D  
Standard With One 20" Throw Pillow

3371 Sarah Sectional Series Components  
1/4" = 1" Scale

3376-CL Angelina Left Arm Chaise  
 3376-SR Angelina Right Arm Sofa  
 215-945 Sonoma End Table  
 VMA-D35 Grayson Cocktail Table



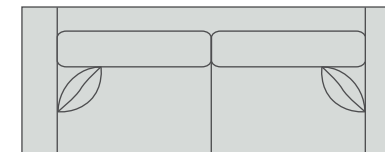
**3376-CL**  
**Angelina Left Arm Chaise**

47W 64D 35H  
 Inside: 40W 48D 18H  
 Arm Height: 27 Seat Height: 18  
 Loose Pillow Back  
 Standard With One 20" Throw Pillow  
 Finish Shown: Walnut

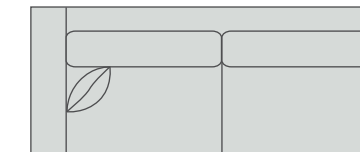


**3376-SR**  
**Angelina Right Arm Sofa**

41W 68D 36H  
 Inside: 34W 48D 21½H  
 Arm Height: 30½ Seat Height: 17½  
 Loose Pillow Back  
 Standard With One 20" Throw Pillow  
 Finish Shown: Walnut



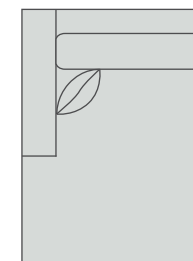
**3376-S2 Angelina Sofa**  
 94½W 37D 35H  
 Inside: 78W 22D 18H  
 Standard With Two 20" Throw Pillows



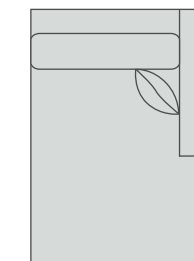
**3376-SL Angelina Left Arm Sofa**  
 86½W 37D 35H  
 Inside: 78W 22D 18H  
 Standard With One 20" Throw Pillow



**3376-SR Angelina Right Arm Sofa**  
 86½W 37D 35H  
 Inside: 78W 22D 18H  
 Standard With One 20" Throw Pillow



**3376-CL Angelina Left Arm Chaise**  
 47W 64D 35H  
 Inside: 40W 48D 18H  
 Standard With One 20" Throw Pillow



**3376-CR Angelina Right Arm Chaise**  
 47W 64D 35H  
 Inside: 40W 48D 18H  
 Standard With One 20" Throw Pillow



**3386-CL  
Emerson Left Arm Chaise**

46W 70D 33H  
Inside: 39W 53D 16H  
Arm Height: 33 Seat Height: 18  
Tight Back  
Standard With One 20" Throw Pillow

**3386-LO  
Emerson Armless Loveseat**

66W 39D 33H  
Inside: 66W 23D 16H  
Seat Height: 18  
Tight Back

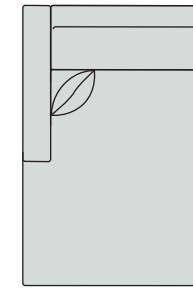
**3386-CR  
Emerson Right Arm Chaise**

46W 70D 33H  
Inside: 39W 53D 16H  
Arm Height: 33 Seat Height: 18  
Tight Back  
Standard With One 20" Throw Pillow

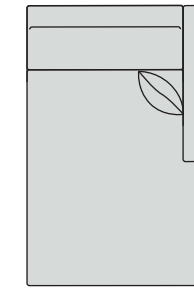
**3386 Emerson  
Sectional Components**  
1/4" = 1' Scale



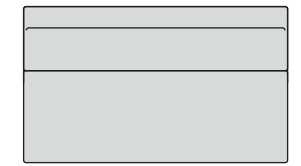
**3386-O3  
Emerson Ottoman**  
46W 31D 18H



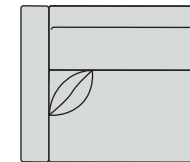
**3386-CL  
Emerson Left Arm Chaise**  
46W 70D 33H  
Inside: 39W 53D 16H  
Standard With One 20" Throw Pillow



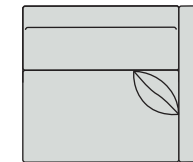
**3386-CR  
Emerson Right Arm Chaise**  
46W 70D 33H  
Inside: 39W 53D 16H  
Standard With One 20" Throw Pillow



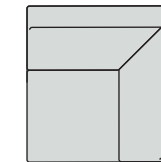
**3386-LO  
Emerson Armless Loveseat**  
66W 39D 33H  
Inside: 66W 23D 16H



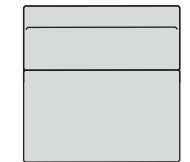
**3386-EL  
Emerson Left Arm Chair**  
46W 39D 33H  
Inside: 39W 23D 16H  
Standard With One 20" Throw Pillow



**3386-ER  
Emerson Right Arm Chair**  
46W 39D 33H  
Inside: 39W 23D 16H  
Standard With One 20" Throw Pillow



**3386-E1  
Emerson Corner Chair**  
39W 39D 33H  
Inside: 23W 23D 16H



**3386-A1  
Emerson Armless Chair**  
39W 39D 33H  
Inside: 39W 23D 16H



3413-C1 Sierra Chair  
3386 Emerson Sectional

# VINTAGE MADE MODERN

4110-S1 Emma 3 Seat Sofa  
Occasional Items By CTH/Sherrill Occasional



*This collection of vintage inspired silhouettes has been updated to fit today's modern lifestyle. We draw inspiration for the frames from American and European styles that were popular from the 1940s through the 1960s.*

Sofas .....	91
Accent Chairs .....	99
Chaise .....	107
Ottomans.....	110
Sectionals .....	111



### 3248-S1 Suri Sofa

76w 35d 34h  
Inside: 67w 22d 16h  
Arm Height: 26 Seat Height:18  
Tight Back  
Standard With Two 20" Throw Pillows  
Finish Shown: Walnut



Also Available:

### 3248-C1 Suri Chair

31w 35d 34h



### 3260-S1 Maggie Sofa

90½w 37d 34h  
Inside: 80w 22d 16h  
Arm Height: 25½ Seat Height:18  
Loose Pillow Back  
Standard With Two 20" Throw Pillows  
Finish Shown: Walnut



### 3296-S1 Penelope Sofa

85½w 36d 28½h  
Inside: 75w 22d 11½h  
Arm Height: 28½ Seat Height:17  
Tight Back  
Standard With Two 20" Throw Pillows  
Finish Shown: Walnut



3248-S1 Suri Sofa  
3235-C1 Langley Chair  
368-831 Niko Cocktail Table - Shagreen



**3310-S1  
Vera Sofa**

92W 36½D 33½H  
 Inside: 65W 22D 16½H  
 Arm Height: 26 Seat Height: 17  
 Tight Back  
 Standard With Two 20" Throw Pillows



**3368-S1  
Nicholas Sofa**

90W 35D 33H  
 Inside: 78W 20D 14H  
 Arm Height: 23 Seat Height: 19  
 Loose Pillow Back  
 Finish Shown: Walnut



**3384-S1  
Kristin Sofa**

89W 38½D 34½H  
 Inside: 79W 22D 16½H  
 Arm Height: 24 Seat Height: 18  
 Loose Pillow Back  
 Standard With Two 20" Throw Pillows  
 Finish Shown: Walnut



**3388-S1  
Renee Sofa**

88W 36D 32½H  
 Inside: 77W 22D 14½H  
 Arm Height: 24½ Seat Height: 18  
 Tight Back  
 Standard With Two 20" Throw Pillows  
 Finish Shown: Walnut



**3394-S1  
Sydney Sofa**

88½W 38D 31H  
 Inside: 75W 22D 14H  
 Arm Height: 24 Seat Height: 17  
 Tight Back  
 Standard With Two 20" Throw Pillows  
 Finish Shown: Walnut



**4110-S1  
Emma 3 Seat Standard Sofa**

88W 36D 32H  
 Inside: 76W 22½D 13H  
 Arm Height: 27 Seat Height: 19  
 Tight Back  
 Standard With Two 20" Throw Pillows  
 Finish Shown: Walnut







3388-BL Renee Left Bumber Chaise  
3388-CU Renee Corner Wedge  
3388-LR Renee Right Arm Loveseat  
4179-C1 Grayson Chair  
969-485 Berto Bunching Cube  
368-831 Niko Cocktail Table - Shagreen



**4110-B1  
Emma 2 Seat Short Sofa**

71w 36d 32h  
Inside: 59w 22½d 13h  
Arm Height: 27 Seat Height:19  
Tight Back  
Standard With Two 20" Throw Pillows  
Finish Shown: Walnut



**4125-S1  
Keaton Mid Length Sofa**

79w 35d 31h  
Inside: 67w 21d 13h  
Arm Height: 26 Seat Height:18  
Tight Back  
Standard With Two 20" Throw Pillows  
Finish Shown: Walnut



**4168-B1  
Marley Settee**

67w 30½d 32h  
Inside: 59w 21d 15h  
Arm Height: 23½ Seat Height:17  
Tight Back  
Finish Shown: Walnut





**3183-C1  
Finnegan Chair**

34W 34D 35H  
Inside: 20W 21D 17H  
Arm Height: 25 Seat Height:18  
Tight Back  
Finish Shown: Walnut



**3201-C1  
Courtney Chair**

31W 29D 29H  
Inside: 21W 23D 12H  
Arm Height: 23 Seat Height:17  
Tight Back  
Finish Shown: Walnut



**3235-C1  
Langley Chair**

31½W 33D 32½H  
Inside: 23W 21D 15½H  
Arm Height: 19 Seat Height:17  
Tight Back  
Finish Shown: Walnut



**3279-C1  
Kayla Chair**

29W 33D 33½H  
Inside: 20W 22D 16½H  
Arm Height: 24 Seat Height:17  
Tight Back  
Finish Shown: Walnut



**3279-01 Kayla Ottoman**

28W 21D 16H



**3209-C1  
Erik Chair**

30W 35D 38H  
Inside: 24W 21½D 21H  
Arm Height: 25 Seat Height:17  
Tight Back  
Finish Shown: Walnut



**3209-01 Erik Ottoman**

27W 25D 16½H



**3233-C1  
Aria Chair**

31W 32D 29½H  
Inside: 24W 22D 12½H  
Arm Height: 25½ Seat Height:17  
Tight Back  
Finish Shown: Walnut



**3333-C3  
Claudia Swivel Chair**

31W 30D 29½H  
Inside: 21W 22D 11H  
Arm Height: 23 Seat Height:18½  
Tight Back  
Finish Shown: Walnut



**3341-C3  
Enzo Swivel Chair**

33½W 36½D 32½H  
Inside: 24W 23D 15½H  
Arm Height: 24 Seat Height:17  
Tight Back





**3369-C1  
Christine Chair**

31W 32D 32H  
Inside: 22W 21D 13½H  
Arm Height: 32 Seat Height:19  
Tight Back  
Finish Shown: Walnut



**3377-D2  
Ariana Dining Arm Chair**

24W 26½D 31H  
Inside: 19W 19D 12H  
Arm Height: 27½ Seat Height:19  
Tight Back  
Finish Shown: Walnut



**3379-C1  
Lilly Armless Chair**

25½W 30D 33½H  
Inside: 21W 21½D 15½H  
Seat Height:18  
Tight Back  
Finish Shown: Soft Gold  
Also Available In Platinum



**3391-C1  
Amelia Chair**

34W 34D 36½H  
Inside: 22W 21D 21½H  
Arm Height: 23 Seat Height:15  
Tight Back  
Finish Shown: Walnut  
Available In Black Metal Leg Only



3391-C1 Amelia Chair





**3405-C1  
Margo Chair**

28W 32½D 31H  
 Inside: 21W 21D 14½H  
 Arm Height: 21 Seat Height: 16½  
 Tight Back  
 Available In Solid White Oak With Black Metal Leg Only



**3411-C1  
Wanda Chair**

29W 34D 34½H  
 Inside: 23W 21½D 16½H  
 Arm Height: 24½ Seat Height: 18  
 Tight Back  
 Finish Shown: Walnut



**3407-C1  
Madeline Chair**

33½W 29D 30H  
 Inside: 17W 21½D 13H  
 Arm Height: 24 Seat Height: 17  
 Tight Back  
 Finish Shown: Soft Gold  
 Also Available In Platinum



**3415-C3  
Rae Swivel Chair**

28W 33D 32½H  
 Inside: 21W 23D 16½H  
 Arm Height: 24 Seat Height: 16  
 Tight Back  
 Finish Shown: Walnut





**3437-C1  
Surrey Chair**

29W 36D 36½H  
 Inside: 23½W 21D 19½H  
 Arm Height: 23 Seat Height: 17  
 Tight Back  
 Available In Natural On Walnut With  
 Black Metal Leg Only



**4113-C1  
Jasper Chair**

38W 38D 36H  
 Inside: 28W 22D 18H  
 Arm Height: 20 Seat Height: 18  
 Tight Back  
 Finish Shown: Walnut



**4168-C1  
Marley Chair**

32W 30½D 32H  
 Inside: 23W 21D 15H  
 Arm Height: 23½ Seat Height: 17  
 Tight Back  
 Finish Shown: Walnut



**4179-C1  
Grayson Chair**

31W 32D 32½H  
 Inside: 25W 21D 15½H  
 Arm Height: 24½ Seat Height: 17  
 Tight Back  
 Available In Natural On Walnut Only



**4113-C3  
Jasper Swivel Chair**

38W 38D 36H  
 Inside: 28W 22D 19H  
 Arm Height: 20 Seat Height: 18  
 Tight Back  
 Available In Chrome Finish Only



**4154-C1  
Campbell Chair**

31W 32½D 34½H  
 Inside: 20W 22D 16½H  
 Arm Height: 23 Seat Height: 18  
 Tight Back  
 Finish Shown: Walnut



**4182-C1  
Barrett Chair**

39W 33½D 39H  
 Inside: 20W 22D 21½H  
 Arm Height: 25½ Seat Height: 17½  
 Tight Back  
 Finish Shown: Platinum  
 Also Available In Pewter Or Soft Gold



**4186-C1  
Hunter Chair**

31W 31D 33½H  
 Inside: 22W 21D 16H  
 Arm Height: 25½ Seat Height: 17½  
 Tight Back  
 Finish Shown: Walnut



**3226-B1  
Erin Bench**

78W 26D 28½H  
Inside: 69W 26D 10H  
Standard With Two Arm Bolsters  
Arm Height: 28½ Seat Height: 18½  
Finish Shown: Walnut



**3241-CL  
Sansa Left Arm Chaise**

29½W 78½D 29H  
Inside: 26W 72D 11H  
Arm Height: 21 Seat Height: 18  
Standard With One Cylinder Pillow  
Finish Shown: Walnut




**3241-CR  
Sansa Right Arm Chaise**

29½W 78½D 29H  
Inside: 26W 72D 11H  
Arm Height: 21 Seat Height: 18  
Standard With One Cylinder Pillow  
Finish Shown: Walnut



3241-CL Sansa  
Left Arm Chaise



3279-C1 Kayla Chair  
3279-01 Kayla Ottoman



**3134-01**  
**Drew Button Tufted Ottoman**

53½w 23d 16½h  
Seat Height: 16½  
Finish Shown: Walnut



**3383-03**  
**Rami Swivel Ottoman**

26w 26d 17½h  
Seat Height: 17½  
Finish Shown: Walnut



**4164-01**  
**Dayton Ottoman**

53½w 21d 18h  
Seat Height: 18  
Finish Shown: Walnut



**L3319-01**  
**Simona Leather Ottoman**

27w 27d 19h  
Seat Height: 19  
Available As Shown Only



**3409-01**  
**Owen Ottoman**

18w 18d 17h  
Seat Height: 17  
Finish Shown: Walnut



**L4175-01**  
**Wilson Ottoman**

18w 18d 17h  
Seat Height: 17h  
Finish Shown: Walnut







**3388-SL  
Renee Left Arm Sofa**

79W 36D 32½H  
Inside: 73½W 22D  
Arm Height: 24½ Seat Height: 18  
Standard With One P-100 20" Throw Pillow



**3388-CU  
Renee Wedge**

73½W 41D 32½H  
Inside: 44½W 22D  
Arm Height: 24½ Seat Height: 18



**3388-BR  
Renee Right Bumper**


77½W 36D 32½H  
Inside: 72W 22D  
Arm Height: 24½ Seat Height: 18



**3388-S1 Renee Sofa**  
88W 36D 32½H  
Inside: 77W 22D  
Standard With Two P-100 20" Throw Pillows



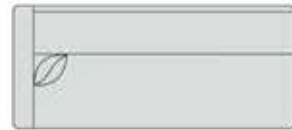
**3388-BL Renee Left Bumper**  
77½W 36D 32½H  
Inside: 72W 22D



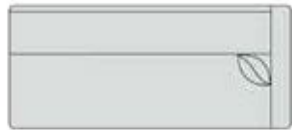
**3388-BR Renee Right Bumper**  
77½W 36D 32½H  
Inside: 72W 22D



**3388-CU Renee Wedge**  
73½W 41D 32½H  
Inside: 44½W 22D



**3388-SL Renee Left Arm Sofa**  
79W 36D 32½H  
Inside: 73½W 22D  
Standard With One P-100 20" Throw Pillow



**3388-SR Renee Right Arm Sofa**  
79W 36D 32½H  
Inside: 73½W 22D  
Standard With One P-100 20" Throw Pillow



**3388-CL Renee Left Arm Chaise**  
36½W 65D 32½H  
Inside Seat 30½W 50D  
Standard With One P-100 20" Throw Pillow



**3388-CR Renee Right Arm Chaise**  
36½W 65D 32½H  
Inside Seat 30½W 50D  
Standard With One P-100 20" Throw Pillow



**3388-LL Renee Left Arm Loveseat**  
57W 36D 32½H  
Inside: 51½W 22D  
Standard With One P-100 20" Throw Pillow



**3388-LR Renee Right Arm Loveseat**  
57W 36D 32½H  
Inside: 51½W 22D  
Standard With One P-100 20" Throw Pillow



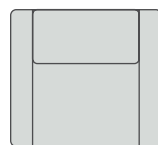


**4125-S1 Keaton Mid Length Sofa**


79w 35d 31h  
 Inside: 67w 21d 13h  
 Arm Height: 26 Seat Height: 18  
 Tight Back  
 Standard With Two 20" Throw Pillows  
 Finish Shown: Walnut



**4125-S1 Keaton Mid-Length Sofa**  
 79w 35d 31h  
 Inside: 67w 21d  
 Standard With Two P-100 20" Throw Pillows



**4125-C1 Keaton Chair**  
 38w 35d 31h  
 Inside: 26w 21d



**4125-S2 Keaton Sofa**  
 86w 35d 31h  
 Inside: 74w 21d  
 Standard With Two P-100 20" Throw Pillows



**4125-O1 Keaton Ottoman**  
 28w 22d 16½h



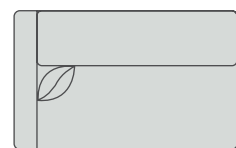
**4125-B1 Keaton Short Sofa**  
 72w 35d 31h  
 Inside: 60w 21d  
 Standard With Two P-100 20" Throw Pillows



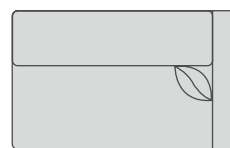
**4125-SL Keaton Left Arm Sofa**  
 81w 35d 31h  
 Inside: 75w 21d  
 Standard With One P-100 20" Throw Pillow



**4125-SR Keaton Right Arm Sofa**  
 81w 35d 31h  
 Inside: 75w 21d  
 Standard With One P-100 20" Throw Pillow



**4125-LL Keaton Left Arm Loveseat**  
 56w 35d 31h  
 Inside: 50w 21d  
 Standard With One P-100 20" Throw Pillow



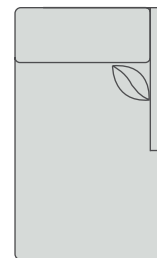
**4125-LR Keaton Right Arm Loveseat**  
 56w 35d 31h  
 Inside: 50w 21d  
 Standard With One P-100 20" Throw Pillow

**4125-BL Keaton Angled Left Bumper**

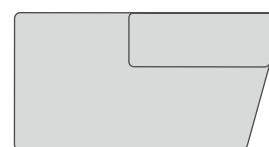
68w 35d 31h  
 Inside: 58w 21d  
 Arm Height: 26 Seat Height: 18  
 Tight Back  
 Finish Shown: Walnut



**4125-DL Keaton Left Arm Corner Sofa**  
 93w 35d 31h  
 Inside: 78w 21d  
 Standard With One P-100 20" Throw Pillow



**4125-CR Keaton Right Arm Chaise**  
 40w 63½d 31h  
 Inside: 38w 52d  
 Standard With One P-100 20" Throw Pillow



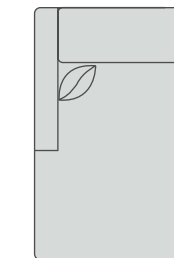
**4125-BL Keaton Angled Left Bumper**  
 68w 35d 31h  
 Inside: 58w 21d  
 Married to 4125-ALR

**4125-ALR Keaton Angled Right Arm Loveseat**

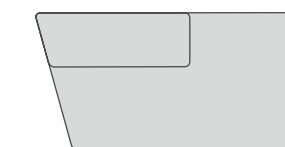
67w 35d 31h  
 Inside: 52w 21d  
 Arm Height: 26 Seat Height: 18  
 Tight Back  
 Standard With One P-100 20" Throw Pillow  
 Finish Shown: Walnut



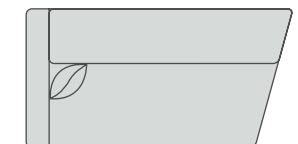
**4125-DR Keaton Right Arm Corner Sofa**  
 93w 35d 31h  
 Inside: 78w 21d  
 Standard With One P-100 20" Throw Pillow



**4125-CL Keaton Left Arm Chaise**  
 40w 63½d 31h  
 Inside: 38w 52d  
 Standard With One P-100 20" Throw Pillow



**4125-BR Keaton Angled Right Bumper**  
 68w 35d 31h  
 Inside: 58w 21d  
 Married to 4125-ALL



**4125-ALL Keaton Angled Left Arm Loveseat**  
 67w 35d 31h  
 Inside: 52w 21d  
 Standard With One P-100 20" Throw Pillow  
 Married to 4125-BR



**4125-ALR Keaton Angled Right Arm Loveseat**  
 67w 35d 31h  
 Inside: 52w 21d  
 Standard With One P-100 20" Throw Pillow  
 Married to 4125-BL

# EXPRESS

4902-DL Markle Left Arm Corner Sofa  
4902-LR Markle Right Arm Loveseat  
3200-01 Tristen Ottoman  
970-626 Warrick Oval Cocktail  
970-628 Warrick Console  
970-627 Warrick Round Lamp Table



*Express allows customers to attain high quality, custom made furniture, in a fraction of the time. Built by hand in North Carolina, these silhouettes are inspired by classic best-selling designs and are available in various configurations, to fit any space. Choose from designer selected performance fabrics and have the home of your dreams faster than ever.*





**4901-CL**  
**Amy Left Arm Chaise**

30w 65d 37h  
Inside: 26½w 49d 20h  
Arm Height: 24½ Seat Height: 18  
Loose Pillow Back  
Standard With One 20" Throw Pillow  
Finish Shown: Walnut



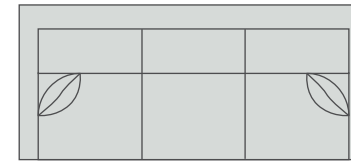
**4901-SR**  
**Amy Right Arm Sofa**

83w 39d 37h  
Inside: 78½w 22d 20h  
Arm Height: 24½ Seat Height: 18  
Loose Pillow Back  
Standard With One 20" Throw Pillow  
Finish Shown: Walnut

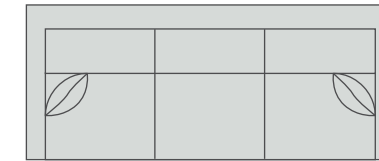


**4901-C3**  
**Amy Swivel Chair**

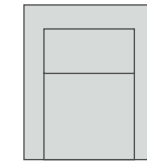
33½w 39d 37h  
Inside: 26½w 22d  
Arm Height: 24½ Seat Height: 18  
Loose Pillow Back



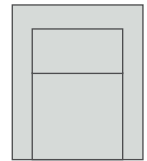
**4901-S1**  
**Amy Sofa**  
87½w 39d 37h  
Inside: 78½w 22d



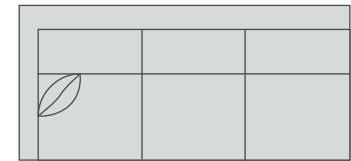
**4901-S2**  
**Amy Long Sofa**  
92½w 39d 37h  
Inside: 84½w 22d



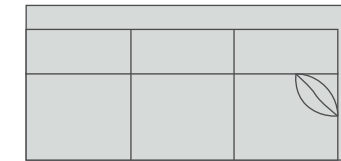
**4901-C1**  
**Amy Chair**  
33½w 39d 37h  
Inside: 26½w 22d



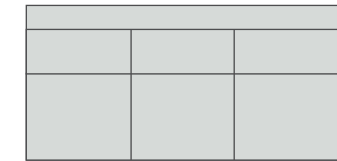
**4901-C3**  
**Amy Swivel Chair**  
33½w 39d 37h  
Inside: 26½w 22d



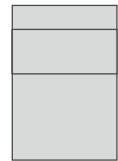
**4901-SL**  
**Amy Left Arm Sofa**  
83w 39d 37h  
Inside: 78½w 22d



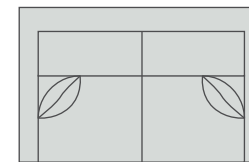
**4901-SR**  
**Amy Right Arm Sofa**  
83w 39d 37h  
Inside: 78½w 22d



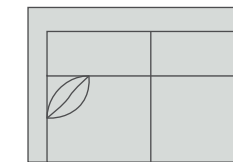
**4901-S0**  
**Amy Armless Sofa**  
78½w 39d 37h  
Inside: 78½w 22d



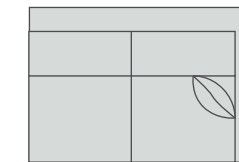
**4901-A1**  
**Amy Armless Chair**  
26½w 39d 37h  
Inside: 26½w 22d




**4901-L1**  
**Amy Loveseat**  
61½w 39d 37h  
Inside: 52½w 22d




**4901-LL**  
**Amy Left Arm Loveseat**  
56½w 39d 37h  
Inside: 52w 22h




**4901-LR**  
**Amy Right Arm Loveseat**  
56½w 39d 37h  
Inside: 52w 22d



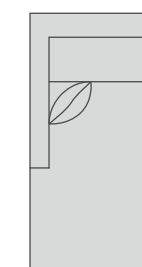
**4901-L0**  
**Amy Armless Loveseat**  
52½w 39d 37h  
Inside: 52½w 22d



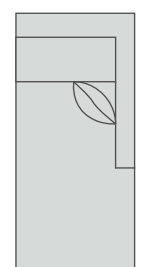
**4901-DL**  
**Amy Left Arm Corner Sofa**  
94w 39d 37h  
Inside: 75w 22d



**4901-DR**  
**Amy Right Arm Corner Sofa**  
94w 39d 37h  
Inside: 75w 22d



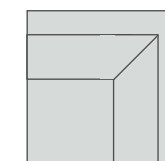
**4901-CL**  
**Amy Left Arm Chaise**  
30w 65d 37h  
Inside: 26½w 49d



**4901-CR**  
**Amy Right Arm Chaise**  
30w 65d 37h  
Inside: 26½w 49d



**4901-O1**  
**Amy Ottoman**  
28w 23d 17h



**4901-E1**  
**Amy Inside Corner**  
39w 39d 37h  
Inside: 22w 22d



**4902-DL**  
**Markle Left Arm Corner Sofa**

95½w 39d 37H  
Inside: 75w 22d 19H  
Arm Height: 25 Seat Height:18  
Loose Pillow Back  
Standard With One 20" Throw Pillow  
Finish Shown: Walnut



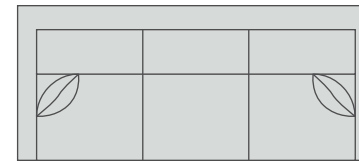
**4902-LR**  
**Markle Right Arm Loveseat**

58w 39d 37H  
Inside: 52w 22d 19H  
Arm Height: 25 Seat Height:18  
Loose Pillow Back  
Standard With One 20" Throw Pillow  
Finish Shown: Walnut

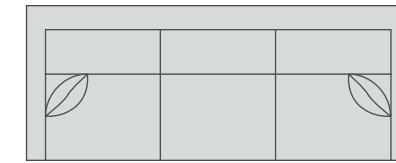


**4902-S1**  
**Markle Sofa**

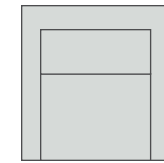
89½w 39d 37H  
Inside: 78½w 22d 19H  
Arm Height: 25 Seat Height:18  
Loose Pillow Back  
Standard With Two 20" Throw Pillows  
Finish Shown: Walnut



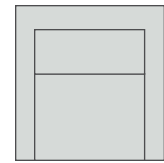
**4902-S1**  
**Markle Sofa**  
89½w 39d 37H  
Inside: 78½w 22d



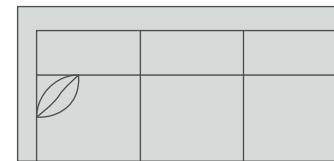
**4902-S2**  
**Markle Long Sofa**  
96½w 39d 37H  
Inside: 84½w 22d




**4902-C1**  
**Markle Chair**  
37½w 39d 37H  
Inside: 26½w 22d



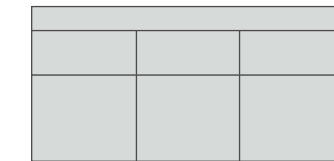
**4902-C3**  
**Markle Swivel Chair**  
37½w 39d 37H  
Inside: 26½w 22d




**4902-SL**  
**Markle Left Arm Sofa**  
84w 39d 37H  
Inside: 78½w 22d



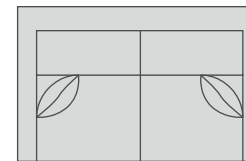
**4902-SR**  
**Markle Right Arm Sofa**  
84w 39d 37H  
Inside: 78½w 22d



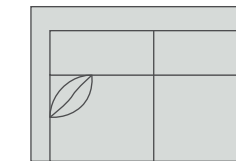
**4902-S0**  
**Markle Armless Sofa**  
78½w 39d 37H  
Inside: 78½w 22d



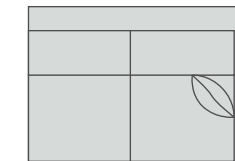
**4902-A1**  
**Markle Armless Chair**  
26½w 39d 37H  
Inside: 26½w 22d



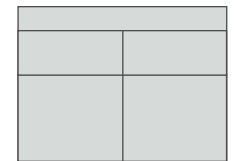
**4902-L1**  
**Markle Loveseat**  
63½w 39d 37H  
Inside: 52½w 22d




**4902-LL**  
**Markle Left Arm Loveseat**  
58w 39d 37H  
Inside: 52w 22d



**4902-LR**  
**Markle Right Arm Loveseat**  
58w 39d 37H  
Inside: 52w 22d



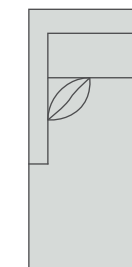
**4902-LO**  
**Markle Armless Loveseat**  
52½w 39d 37H  
Inside: 52½w 22d



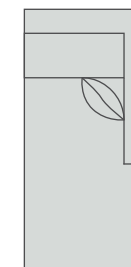
**4902-DL**  
**Markle Left Arm Corner Sofa**  
95½w 39d 37H  
Inside: 75w 22d



**4902-DR**  
**Markle Right Arm Corner Sofa**  
95½w 39d 37H  
Inside: 75w 22d



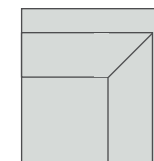
**4902-CL**  
**Markle Left Arm Chaise**  
32w 64d 37H  
Inside: 26½w 48d



**4902-CR**  
**Markle Right Arm Chaise**  
32w 64d 37H  
Inside: 26½w 48d



**4902-O1**  
**Markle Ottoman**  
28w 23d 17H



**4902-E1**  
**Markle Inside Corner**  
39w 39d 37H  
Inside: 22w 22d

**4902 Markle Sectional Series Components**  
1/4" = 1' Scale



**4903-LL**  
Kendrick Left Arm Loveseat

58½W 36½D 37½H  
Inside: 52W 22D  
Arm Height: 24½ Seat Height: 18  
Loose Pillow Back  
Standard With One 20" Throw Pillow  
Finish Shown: Walnut



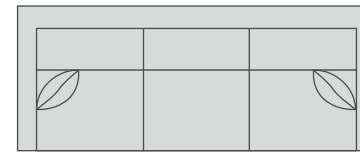
**4903-CR**  
Kendrick Right Arm Chaise

32½W 64½D 37½H  
Inside: 26½W 48D  
Arm Height: 24½ Seat Height: 18  
Loose Pillow Back  
Standard With One 20" Throw Pillow  
Finish Shown: Walnut




**4903-S1**  
Kendrick Sofa

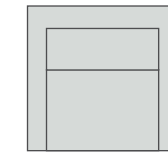
90W 36½D 37½H  
Inside: 78½W 22D  
Arm Height: 24½ Seat Height: 18  
Loose Pillow Back  
Standard With Two 20" Throw Pillows  
Finish Shown: Walnut



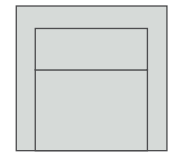
**4903-S1**  
Kendrick Sofa  
90W 36½D 37½H  
Inside: 78½W 22D



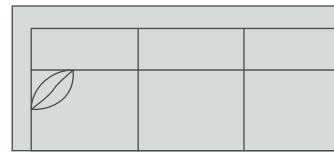
**4903-S2**  
Kendrick Long Sofa  
98W 36½D 37½H  
Inside: 84½W 22D



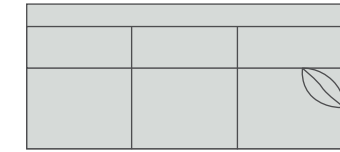
**4903-C1**  
Kendrick Chair  
38W 36½D H37½H  
Inside: 26½W 22D



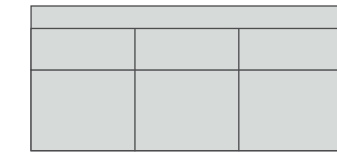
**4903-C3**  
Kendrick Swivel Chair  
38W 36½D 37½H  
Inside: 26½W 22D




**4903-SL**  
Kendrick Left Arm Sofa  
84½W 36½D 37½H  
Inside: 78½W 22D



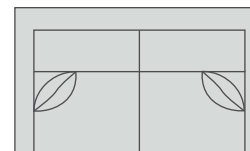
**4903-SR**  
Kendrick Right Arm Sofa  
84½W 36½D 37½H  
Inside: 78½W 22D



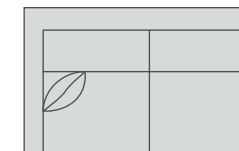
**4903-S0**  
Kendrick Armless Sofa  
78½W 36½D 37½H  
Inside: 78½W 22D



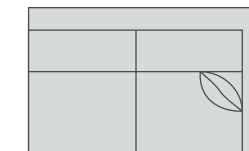
**4903-A1**  
Kendrick Armless Chair  
26½W 36½D 37½H  
Inside: 26½W 22D




**4903-L1**  
Kendrick Loveseat  
63½W 36½D 37½H  
Inside: 52½W 22D




**4903-LL**  
Kendrick Left Arm Loveseat  
58½W 36½D 37½H  
Inside: 52W 22D




**4903-LR**  
Kendrick Right Arm Loveseat  
58½W 36½D 37½H  
Inside: 52W 22D



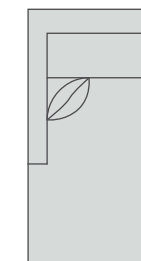
**4903-LO**  
Kendrick Armless Loveseat  
52½W 36½D 37½H  
Inside: 52½W 22D



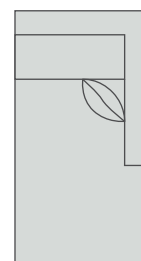
**4903-DL**  
Kendrick Left Arm Corner Sofa  
95½W 36½D 37½H  
Inside: 75W 22D



**4903-DR**  
Kendrick Right Arm Corner Sofa  
95½W 36½D 37½H  
Inside: 75W 22D



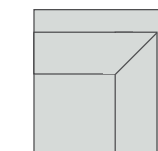
**4903-CL**  
Kendrick Left Arm Chaise  
32½W 64D 37½H  
Inside: 26½W 48D



**4903-CR**  
Kendrick Right Arm Chaise  
32½W 64D 37½H  
Inside: 26½W 48D



**4903-O1**  
Kendrick Ottoman  
28W 23D 17H



**4903-E1**  
Kendrick Inside Corner  
36½W 36½D 37½H  
Inside: 22W 22D


4903 Kendrick Sectional Series Components  
1/4" = 1' Scale



## DESIGN YOUR OWN

*Create your own one-of-a-kind design statement with Studio P. Each custom program is developed by Precedent with you in mind. Our programs offer thousands of custom options and are backed by time-tested engineering and manufacturing processes.*

- Nocturne ..... 125
- Luxe Life ..... 129
- A La Carte ..... 133
- Counter Proposal ..... 135
- Classic Suite Retreat ..... 139
- Luxury Suite Retreat ..... 145
- Modern Intuition ..... 151



# NOCTURNE

CUSTOM PROGRAM

IT'S EASY TO ORDER YOUR OWN UPHOLSTERED BED OR HEADBOARD.  
Just follow this illustration and fill in each circle with your selections.



When selecting a leather bed or headboard, begin the style number with the prefix L.



## 1. Choose Your Product



### Headboard Only:

- Twin Headboard W45" D4" ① ① ① ① ① - ○ ○ ○ ○ ○
- Full Headboard W60" D4" ① ① ① ① ① - ○ ○ ○ ○ ○
- Queen Headboard W66" D4" ① ① ① ① ① - ○ ○ ○ ○ ○
- King Headboard W82" D4" ① ① ① ① ① - ○ ○ ○ ○ ○
- California King Headboard W78" D4 ① ① ① ① ① - ○ ○ ○ ○ ○

Headboard attaches to standard metal bed frame (not included).  
Back of headboard may be fully upholstered for an upcharge.

### Beds\*:

- Twin Bed W45" D84" ① ① ① ① ① - ○ ○ ○ ○ ○
- Twin Extra Long Bed W45" D89" ① ① ① ① ① - ○ ○ ○ ○ ○
- Full Bed W60" D84" ① ① ① ① ① - ○ ○ ○ ○ ○
- Queen Bed W66" D89" ① ① ① ① ① - ○ ○ ○ ○ ○
- King Bed W82" D89" ① ① ① ① ① - ○ ○ ○ ○ ○
- California King Bed W78" D93" ① ① ① ① ① - ○ ○ ○ ○ ○

Bed = Headboard / Foot Rail / Side Rails / Wood Slats  
Back of headboard may be fully upholstered for an upcharge.  
\*Bed requires box spring.

Floor to top of slat - 5.5"  
Top of slat to top of rail - 8"  
Floor to top of rail - 14"

### Platform Beds:\*\*

- Twin Platform Bed W45" D84" ① ① ① ① ① - ○ ○ ○ ○ ○
- Twin Extra Long Platform Bed W45" D89" ① ① ① ① ① - ○ ○ ○ ○ ○
- Full Platform Bed W60" D84" ① ① ① ① ① - ○ ○ ○ ○ ○
- Queen Platform Bed W66" D89" ① ① ① ① ① - ○ ○ ○ ○ ○
- King Platform Bed W82" D89" ① ① ① ① ① - ○ ○ ○ ○ ○
- California King Platform Bed W78" D93" ① ① ① ① ① - ○ ○ ○ ○ ○

Platform Bed = Headboard / Foot Rail / Side Rails / Wood Slats / Bunkie Boards  
Back of headboard may be fully upholstered for an upcharge.

\*\*All Platform Beds are engineered to accept a mattress only  
(no box springs required).  
Floor to top of platform - 11.5"  
Floor to top of rail - 14"


## 2. Choose Your Headboard Style




## 3. Choose Your Headboard Height



## 4. Choose Your Panel Treatment\*



## 5. Choose Your Border Detail\*\*



\* When choosing the N-Plain Panel Treatment for fabric Headboards or Beds, please be aware that all non-railroaded fabrics will be applied using two vertical seams in the headboard. Please refer to the Fabric List, which can be found by visiting our website, [sherrilldealers.com](http://sherrilldealers.com), to determine whether your fabric selection is non-railroaded.

\* When choosing the N-Plain Panel Treatment for leather Headboards or Beds, please be aware that the leather will be applied using vertical seams in the headboard.

\*\* For options V, X, or Z, please specify Small Brass, Small Chrome, Small Cinder, Small French Natural, Small Platinum, Small Pinwheel Antiqued Gold or Small Pinwheel Nickel.

\*\* For option Y, please specify Large Brass, Large Chrome, Large Cinder, Large French Natural, Large Platinum, Large Pinwheel Antiqued Gold or Large Pinwheel Nickel.

Standard Walnut Finish. Optional Finish Cinder, Ebony, Ember, Fawn, French Oak, Fruitwood, Kahlua, Natural and Soho.





# LUXE LIFE

CUSTOM PROGRAM

IT'S EASY TO ORDER YOUR OWN UPHOLSTERED SEATING.  
Just follow this illustration and fill in each circle with your selection. Repeat for each component.



2 Series = 39" depth | 3 Series = 43" depth

## 1. Choose Your Depth

Choose a series number to indicate the depth of your components.

### CLASSIC 2 SERIES - 39" DEPTH



- Depth : 39"
- Height : 34"
- Seat Height : 18"
- Arm Height : 25"
- Inside Seat Depth : 22"

### LUXURY 3 SERIES - 43" DEPTH



- Depth : 43"
- Height : 36"
- Seat Height : 18"
- Arm Height : 25"
- Inside Seat Depth : 26"


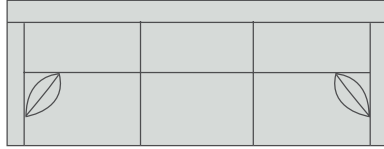
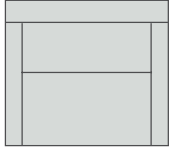
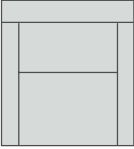


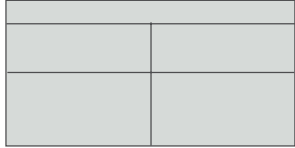

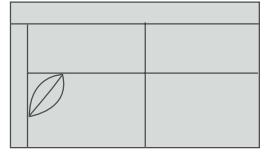


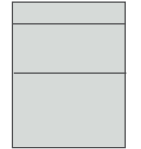
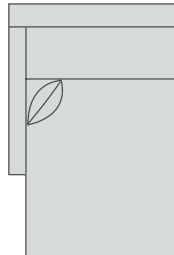
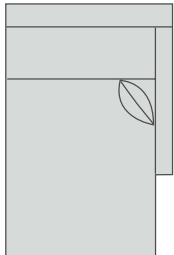
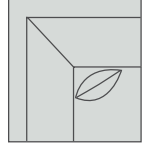


## 2. Choose Your Components

See reverse side for available components.

## CLASSIC DEPTH COMPONENTS

Seat Height: 18" | Arm Height: 25"

\*Dimensions listed are for Shaped Track arm option. For Flare arm dimension, add .5" for each arm on piece.  
For Small Roll arm dimension, add 1.5" for each arm on piece.

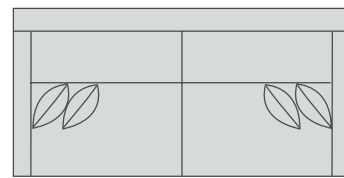
				
2 Seat Sofa ②S1-○○○○○ W86 D39 H34 Inside seat W76 D22 Std. w/2 P-100 20" Pillows	3 Seat Sofa ②S2-○○○○○ W100 D39 H34 Inside seat W90 D22 Std. w/2 P-100 20" Pillows	Chair & Half ②CH-○○○○○ W43 D39 H34 Inside seat W33 D22	Chair ②C1-○○○○○ W35 D39 H34 Inside seat W25 D22	
				
Left Arm Sofa ②SL-○○○○○ W82 D39 H34 Inside seat W76 D22 Std. w/1 P-100 20" Pillow	Right Arm Sofa ②SR-○○○○○ W82 D39 H34 Inside seat W76 D22 Std. w/1 P-100 20" Pillow	Armless Sofa ②SO-X○○○○ W76 D39 H34 Inside seat W76 D22	Armless Chair ②A2-X○○○○ W38 D39 H34 Inside seat W38 D22	
				
Left Arm Loveseat ②LL-○○○○○ W65.5 D39 H34 Inside seat W60 D22 Std. w/1 P-100 20" Pillow	Right Arm Loveseat ②LR-○○○○○ W65.5 D39 H34 Inside seat W60 D22 Std. w/1 P-100 20" Pillow	Armless Loveseat ②LO-X○○○○ W60 D39 H34 Inside seat W60 D22	Armless Chair ②A1-X○○○○ W30 D39 H34 Inside seat W30 D22	
				
Left Arm Chaise ②CL-○○○○○ W44 D67 H34 Inside Seat W38 D50 Std. w/1 P-100 20" Pillow	Right Arm Chaise ②CR-○○○○○ W44 D67 H34 Inside Seat W38 D50 Std. w/1 P-100 20" Pillow	Inside Corner ②E1-X○○○○ W39 D39 H34 Inside Seat W22 D22 Std. w/1 P-100 20" Pillow	Ottoman & Half ②OH-XX○○○ W38 D26 H17	Ottoman ②O1-XX○○○ W26 D23 H17

1/4" = 1' scale

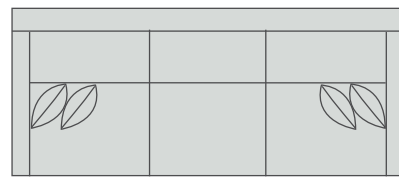
## LUXURY DEPTH COMPONENTS

Seat Height: 18" | Arm Height: 25"

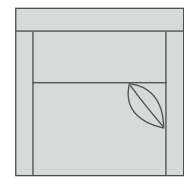
\*Dimensions listed are for Shaped Track arm option. For Flare dimension, add .5" for each arm on piece.  
For Small Roll arm dimension, add 1.5" for each arm on piece.



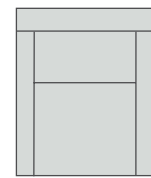
2 Seat Sofa  
**3S1** - ○○○○  
 W86 D43 H36  
 Inside Seat W76 D26  
 Std. w/4 P-100 20" Pillows



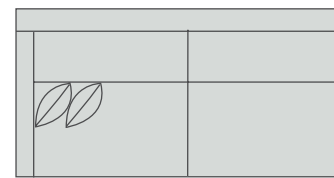
3 Seat Sofa  
**3S2** - ○○○○  
 W100 D43 H36  
 Inside Seat W90 D26  
 Std. w/4 P-100 20" Pillows



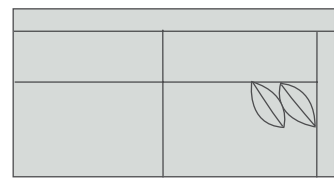
Chair & Half  
**3CH** - ○○○○  
 W43 D43 H36  
 Inside Seat W33 D26  
 Std. w/1 P-100 20" Pillow



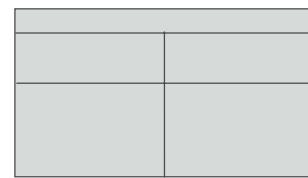
Chair  
**3C1** - ○○○○  
 W35 D43 H36  
 Inside Seat W25 D26



Left Arm Sofa  
**3SL** - ○○○○  
 W82 D43 H36  
 Inside Seat W76 D26  
 Std. w/2 P-100 20" Pillows



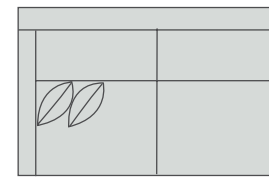
Right Arm Sofa  
**3SR** - ○○○○  
 W82 D43 H36  
 Inside Seat W76 D26  
 Std. w/2 P-100 20" Pillows



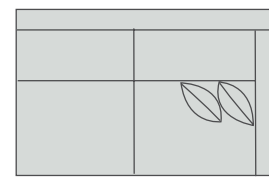
Armless Sofa  
**3SO-X** ○○○○  
 W76 D43 H36  
 Inside Seat W76 D26



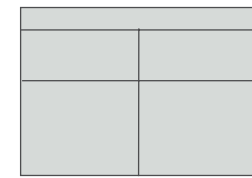
Armless Chair  
**3A2-X** ○○○○  
 W38 D43 H36  
 Inside Seat W38 D26



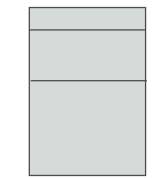
Left Arm Loveseat  
**3LL** - ○○○○  
 W65.5 D43 H36  
 Inside Seat W60 D26  
 Std. w/2 P-100 20" Pillows



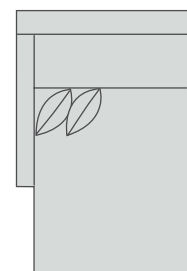
Right Arm Loveseat  
**3LR** - ○○○○  
 W65.5 D43 H36  
 Inside Seat W60 D26  
 Std. w/2 P-100 20" Pillows



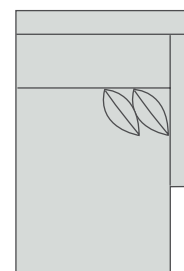
Armless Loveseat  
**3LO-X** ○○○○  
 W60 D43 H36  
 Inside Seat W60 D26



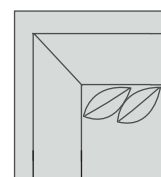
Armless Chair  
**3A1-X** ○○○○  
 W30 D43 H36  
 Inside Seat W30 D26



Left Arm Chaise  
**3CL** - ○○○○  
 W44 D67 H36  
 Inside Seat W38 D50  
 Std. w/2 P-100 20" Pillows



Right Arm Chaise  
**3CR** - ○○○○  
 W44 D67 H36  
 Inside Seat W38 D50  
 Std. w/2 P-100 20" Pillows



Inside Corner  
**3E1-X** ○○○○  
 W43 D43 H36  
 Inside Seat W26 D26  
 Std. w/2 P-100 20" Pillows



Ottoman & Half  
**3OH-XX** ○○○○  
 W38 D26 H17



Ottoman  
**3O1-XX** ○○○○  
 W26 D23 H17

### 3. Choose Your Arm Style ○○○○-●○○○



**T** Shaped Track



**R** Small Roll



**F** Flare

### 4. Choose Your Back Style ○○○○-○●○○○



**B** Boxed



**K** Knife Edge

### 5. Choose Your Tailoring ○○○○-○○○●○



**W** Welted



**U** Unwelted

### 6. Choose Your Base Style ○○○○-○○○●○



**S** Square



**V** Cone



**Y** Cylinder

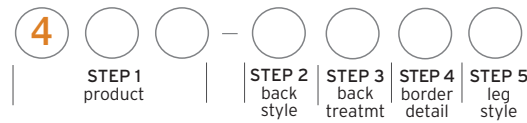
Standard Walnut Finish. Optional Finish Cinder, Ebony, Ember, Fawn, French Oak, Fruitwood, Kahlua, Natural and Soho.

# A LA CARTE

CUSTOM PROGRAM

IT'S EASY TO ORDER YOUR OWN UPHOLSTERED DINING CHAIRS.

Just follow this illustration and fill in each circle with your selection.



When selecting a leather Dining Chair, begin the style number with the prefix L.



### 1. Choose Your Product 4 ● ● ● - ○ ○ ○ ○ ○



4 D 1 Chair  
W22"  
Inside Seat: W22" D18"



4 B Q Banquette  
W51"  
Inside Seat W51" D18"

Seat Height = 19"

### 2. Choose Your Back Style 4 ○ ○ ○ - ● ○ ○ ○ ○



G Greek




D Square



E Camel

### 3. Choose Your Back Treatment 4 ○ ○ ○ - ○ ● ○ ○ ○



Q Channel



O Button Tufted



N Plain




P Buttonless Tufted

### 4. Choose Your Border Detail 4 ○ ○ ○ ○ ○ ● ○ ○ ○



W Welt Edge



X Nailhead Trim

Nailhead trim located along each side, across the top and as a double row around the base. For nail option, please specify Small Brass, Small Chrome, Small Cinder, Small French Natural, Small Platinum, Small Pinwheel Antique Gold, or Small Pinwheel Nickel.

### 5. Choose Your Leg Style 4 ○ ○ ○ ○ ○ ● ○ ○ ○ ○ ○



U Flared



S Cabriole



T Straight Tapered

Standard Walnut Finish, Optional Finish Cinder, Ebony, Ember, Fawn French Oak, Fruitwood, Kahlua, Natural, and Soho.

# COUNTER PROPOSAL

CUSTOM PROGRAM

IT'S EASY TO ORDER YOUR OWN UPHOLSTERED STOOLS.

Just follow this illustration and fill in each circle with your selections.



When selecting a leather Stool, begin the style number with the prefix L.



## 1. Choose Your Product 6●●●-○○○○○



6 B S Bar Stool  
W20" H46"  
Inside Seat W20" D18"



6 C S Counter Stool  
W20" H41"  
Inside Seat W20" D18"

Bar Stool Seat Height = 29"  
Counter Stool Seat Height = 24"

## 2. Choose Your Back Style 6○○-●○○○○



A Scoop



B Shield



C Square

## 3. Choose Your Back Treatment 6○○-○○○○○



Q Channel



O Button Tufted



N Plain



P Buttonless Tufted

## 4. Choose Your Border Detail 6○○-○○○○○



W Welt Edge



X Nailhead Trim

Nailhead trim located along each side, across the top and as a double row around the base. For nail option, please specify Small Brass, Small Chrome, Small Cinder, Small French Natural, Small Platinum, Small Pinwheel Antique Gold, or Small Pinwheel Nickel.

## 5. Choose Your Base Style 6○○-○○○○○



U Stationary Flared Leg



S Stationary Cabriole Leg



T Stationary Straight Tapered Leg



V Swivel Base

Standard Walnut Finish. Optional Finish Cinder, Ebony, Ember, Fawn, French Oak, Fruitwood, Kahlua, Natural and Soho.

Standard with Metal Kickplate. Please specify French Natural or Platinum finish.



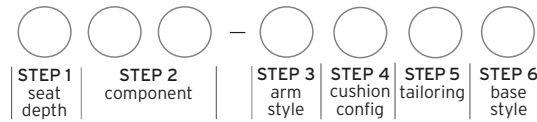
LUXURY AND CLASSIC SUITE RETREAT | CUSTOM UPHOLSTERY PROGRAM

# CLASSIC SUITE RETREAT

CUSTOM UPHOLSTERY PROGRAM

IT'S EASY TO ORDER YOUR OWN SEATING COMPONENTS.

Just follow this illustration and fill in each circle with the chosen letters.

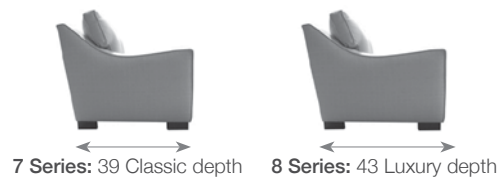


When selecting a leather component, begin the style number with the prefix L. The 8 Series is currently not available in leather.



## 1. Choose Your Depth

Choose a series number to indicate the depth of your components. For Luxury 8 Series, please complete order using the **Luxury Suite Retreat** program sheet



### CLASSIC 7 SERIES - 39 DEPTH

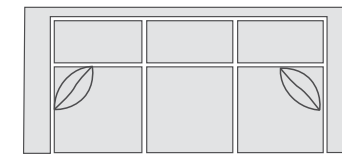


<b>Depth:</b>	39"
<b>Height:</b>	36" with Concealed Leg* 36.75" with Square Leg or Angled Leg
<b>Seat Height:</b>	18" with Concealed Leg* 18.75" with Square or Angled Leg
<b>Arm Height:</b>	23.75" with Concealed Leg* 24.5" with Square or Angled Leg* *Unless otherwise noted
<b>Inside Seat Depth:</b>	22"

## 2. Choose Your Components

## CLASSIC SUITE RETREAT COMPONENTS

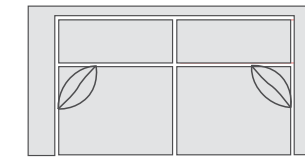
Dimensions listed are for Saddle arm option. For Crossover arm dimension add 1" for each arm on piece. For Slope arm dimension, add 1.5" for each arm on piece. For Track arm dimension, add 2.5" for each arm on piece. For Roll arm dimension, add 4.5" for each arm on piece.




3 Seat Sofa



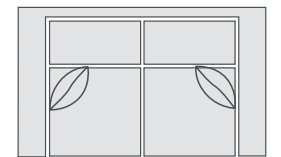
W84.5 D39 H36  
(R) 93" (P) 87" (O) 84.5"  
Inside seat W73.5 D22  
Std w/2 P-100 20" Pillows



2 Seat Sofa/Queen Sleeper



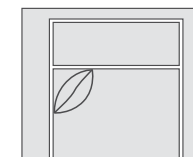
W78 D39 H36  
Inside seat W67 D22  
(R) 86.5" (P) 80.5" (O) 78"  
Std w/2 P-100 20" Pillows



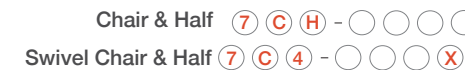
Loveseat



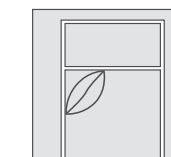
W60 D39 H36  
Inside seat W49 D22  
(R) 68.5" (P) 62.5" (O) 60"  
Std w/2 P-100 20" Pillows




Chair & Half/Swivel



W44.5 D39 H36  
Inside seat W33.5 D22  
Std w/1 P-100 20" Pillow



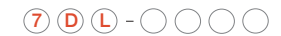
Chair/Swivel



W35.5 D39 H36  
Inside seat W24.5 D22  
Std w/1 P-100 20" Pillow



Left Arm Corner Sofa



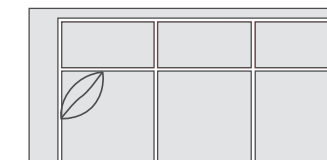
W91 D39 H36  
Inside seat W71 D22  
Std w/1 P-100 20" Pillow



Right Arm Corner Sofa



W91 D39 H36  
Inside seat W71 D22  
Std w/1 P-100 20" Pillow



Left Arm Sofa



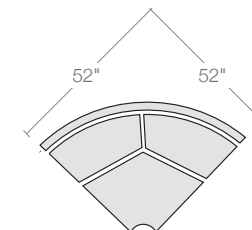
W79 D39 H36  
Inside seat W73.5 D22  
Std w/1 P-100 20" Pillow



Right Arm Sofa



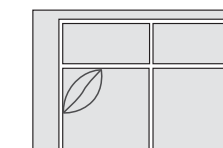
W79 D39 H36  
Inside seat W73.5 D22  
Std w/1 P-100 20" Pillow



Curved Corner



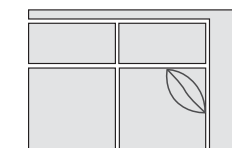
WIDTH: 73.5"



Left Arm Loveseat



W55 D39 H36  
Inside seat W49 D22  
Std w/1 P-100 20" Pillow



Right Arm Loveseat

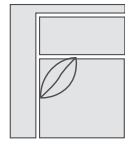


W55 D39 H36  
Inside seat W49 D22  
Std w/1 P-100 20" Pillow

1/4" = 1' scale

## CLASSIC SUITE RETREAT COMPONENTS

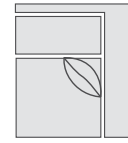
Dimensions listed are for Saddle arm option. For Crossover arm dimension add 1" for each arm on piece. For Slope arm dimension, add 1.5" for each arm on piece. For Track arm dimension, add 2.5" for each arm on piece. For Roll arm dimension, add 4.5" for each arm on piece.



Left Arm Chair

⑦ ⑦ ⑦ ⑦ ⑦ ⑦ ⑦ ⑦ ⑦ ⑦ ⑦ ⑦

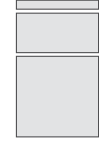
W30 D39 H36  
Inside seat W26.5 D26  
Std. w/1 P-100 20" Pillow



Right Arm Chair

⑦ ⑦ ⑦ ⑦ ⑦ ⑦ ⑦ ⑦ ⑦ ⑦ ⑦ ⑦

W30 D39 H36  
Inside seat W26.5 D26  
Std. w/1 P-100 20" Pillow



Armless Chair

⑦ ⑦ ⑦ ⑦ ⑦ ⑦ ⑦ ⑦ ⑦ ⑦ ⑦ ⑦

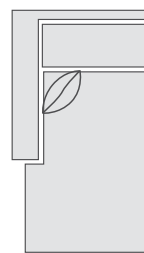
W24.5 D39 H36  
Inside seat W26.5 D22



Armless Loveseat

⑦ ⑦ ⑦ ⑦ ⑦ ⑦ ⑦ ⑦ ⑦ ⑦ ⑦ ⑦

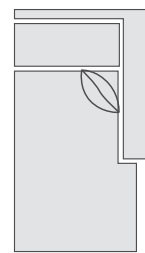
W49 D39 H36  
Inside seat W49 D22



Left Arm Chaise

⑦ ⑦ ⑦ ⑦ ⑦ ⑦ ⑦ ⑦ ⑦ ⑦ ⑦ ⑦

W33 D65 H36  
Inside seat W27.5 D48  
Std w/1 P-100 20" Pillow



Right Arm Chaise

⑦ ⑦ ⑦ ⑦ ⑦ ⑦ ⑦ ⑦ ⑦ ⑦ ⑦ ⑦

W33 D65 H36  
Inside seat W27.5 D48  
Std w/1 P-100 20" Pillow



Armless Love Seat

⑦ ⑦ ⑦ ⑦ ⑦ ⑦ ⑦ ⑦ ⑦ ⑦ ⑦ ⑦

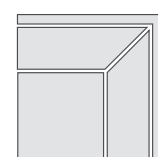
W62.5 D39 H36  
Inside seat W62.5 D22



Armless Sofa

⑦ ⑦ ⑦ ⑦ ⑦ ⑦ ⑦ ⑦ ⑦ ⑦ ⑦ ⑦

W73.5 D39 H36  
Inside seat W73.5 D22



Corner Chair

⑦ ⑦ ⑦ ⑦ ⑦ ⑦ ⑦ ⑦ ⑦ ⑦ ⑦ ⑦

W39 D39 H36  
Inside seat W22 D22



Ottoman

⑦ ⑦ ⑦ ⑦ ⑦ ⑦ ⑦ ⑦ ⑦ ⑦ ⑦ ⑦

W34 D26 H16.5  
\*Height is 17.25 with Square Leg  
or Angled Leg



Ottoman & Half

⑦ ⑦ ⑦ ⑦ ⑦ ⑦ ⑦ ⑦ ⑦ ⑦ ⑦ ⑦

W38 D26 H16.5  
\*Height is 17.25 with Square Leg  
or Angled Leg



Storage Caster Ottoman

⑦ ⑦ ⑦ ⑦ ⑦ ⑦ ⑦ ⑦ ⑦ ⑦ ⑦ ⑦

W37 D25 H17.5

### 3. Choose Your Arm Style ○○○○-●○○○



① ② ③ ④ ⑤ ⑥ ⑦ ⑧ ⑨ ⑩ ⑪ ⑫



① ② ③ ④ ⑤ ⑥ ⑦ ⑧ ⑨ ⑩ ⑪ ⑫



① ② ③ ④ ⑤ ⑥ ⑦ ⑧ ⑨ ⑩ ⑪ ⑫



① ② ③ ④ ⑤ ⑥ ⑦ ⑧ ⑨ ⑩ ⑪ ⑫



① ② ③ ④ ⑤ ⑥ ⑦ ⑧ ⑨ ⑩ ⑪ ⑫

### 4. Choose Your Back Style ○○○○-○○●○○



① ② ③ ④ ⑤ ⑥ ⑦ ⑧ ⑨ ⑩ ⑪ ⑫



① ② ③ ④ ⑤ ⑥ ⑦ ⑧ ⑨ ⑩ ⑪ ⑫

Selecting the B-Boxed Back Style, in combination with either the R-Roll Arm or T-Track Arm, will result in a T-cushion back. All other combinations are standard with a straight edge back cushion.

### 5. Choose Your Tailoring ○○○○-○○○●○○



① ② ③ ④ ⑤ ⑥ ⑦ ⑧ ⑨ ⑩ ⑪ ⑫




① ② ③ ④ ⑤ ⑥ ⑦ ⑧ ⑨ ⑩ ⑪ ⑫


### 6. Choose Your Base Style ○○○○-○○○○●



① ② ③ ④ ⑤ ⑥ ⑦ ⑧ ⑨ ⑩ ⑪ ⑫



① ② ③ ④ ⑤ ⑥ ⑦ ⑧ ⑨ ⑩ ⑪ ⑫



① ② ③ ④ ⑤ ⑥ ⑦ ⑧ ⑨ ⑩ ⑪ ⑫

S-Square and A-Angled Legs are standard Walnut finish. Optional finish Ebony, Ember, Fawn, French Oak, Fruitwood, Kahlua, Natural, Soho, and Cinder.





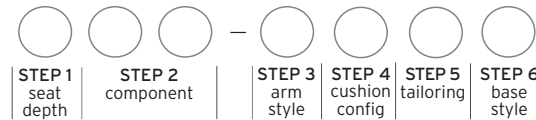
LUXURY AND CLASSIC SUITE RETREAT | CUSTOM UPHOLSTERY PROGRAM

# LUXURY SUITE RETREAT

CUSTOM UPHOLSTERY PROGRAM


IT'S EASY TO ORDER YOUR OWN SEATING COMPONENTS.

Just follow this illustration and fill in each circle with the chosen letters.



## 1. Choose Your Depth

Choose a series number to indicate the depth of your components.  
For Classic 7 Series, please complete order using the **Classic Suite Retreat** program sheet.



### LUXURY 8 SERIES - 43 DEPTH

8 Series currently not available in leather

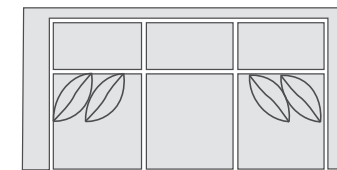


<b>Depth:</b>	43"
<b>Height:</b>	38" with Concealed Leg* 38.75" with Square Leg or Angled Leg
<b>Seat Height:</b>	18" with Concealed Leg* 18.75" with Square or Angled Leg
<b>Arm Height:</b>	23.75" with Concealed Leg* 24.5" with Square or Angled Leg* *Unless otherwise noted
<b>Inside Seat Depth:</b>	26"

## 2. Choose Your Components

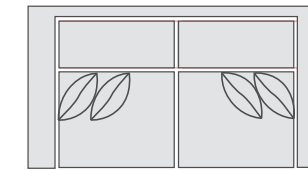
## LUXURY SUITE RETREAT COMPONENTS

Dimensions listed are for Saddle arm option. For Crossover arm dimension add 1" for each arm on piece. For Slope arm dimension, add 1.5" for each arm on piece. For Track arm dimension, add 2.5" for each arm on piece. For Roll arm dimension, add 4.5" for each arm on piece.




**3 Seat Sofa**

**(8) (S) (1)** - ○ ○ ○ ○ ○ ○  
W90.5 D43 H38  
Inside seat W79.5 D26  
Std. w/4 P-100 20" Pillows



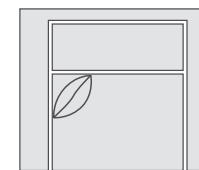
**2 Seat Sofa**

**(8) (B) (1)** - ○ ○ ○ ○ ○ ○  
W78 D43 H38  
Inside seat W67 D26  
Std. w/4 P-100 20" Pillows



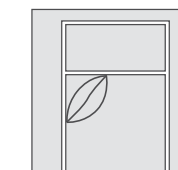
**Loveseat**

**(8) (L) (1)** - ○ ○ ○ ○ ○ ○  
W64 D43 H38  
Inside seat W53 D26  
Std. w/4 P-100 20" Pillows



**Chair & Half/Swivel**

**Chair & Half** **(8) (C) (H)** - ○ ○ ○ ○ ○ ○  
**Swivel Chair & Half** **(8) (C) (4)** - ○ ○ ○ ○ (X)  
W44.5 D43 H38  
Inside seat W33.5 D26  
Std. w/1 P-100 20" Pillow



**Chair/Swivel**

**Chair** **(8) (C) (1)** - ○ ○ ○ ○ ○ ○  
**Swivel** **(8) (C) (3)** - ○ ○ ○ ○ (X)  
W37.5 D43 H38  
Inside seat W26.5 D26  
Std. w/1 P-100 20" Pillow



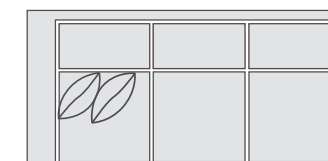
**Left Arm Corner Sofa**

**(8) (D) (L)** - ○ ○ ○ ○ ○ ○  
W99 D43 H38  
Inside seat W77 D26  
Std. w/2 P-100 20" Pillows



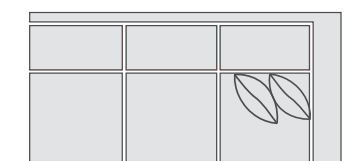
**Right Arm Corner Sofa**

**(8) (D) (R)** - ○ ○ ○ ○ ○ ○  
W99 D43 H38  
Inside seat W77 D26  
Std. w/2 P-100 20" Pillows



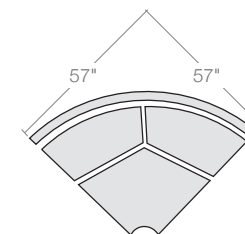
**Left Arm Sofa**

**(8) (S) (L)** - ○ ○ ○ ○ ○ ○  
W85 D43 H38  
Inside seat W79.5 D26  
Std. w/2 P-100 20" Pillows



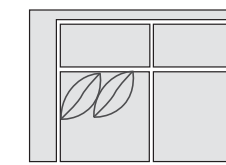
**Right Arm Sofa**

**(8) (S) (R)** - ○ ○ ○ ○ ○ ○  
W85 D43 H38  
Inside seat W79.5 D26  
Std. w/2 P-100 20" Pillows



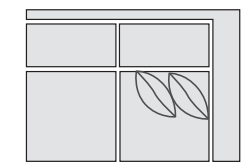
**Curved Corner**

**(8) (C) (U)** - (X) ○ ○ ○ ○ ○ ○  
W78.5



**Left Arm Loveseat**

**(8) (L) (L)** - ○ ○ ○ ○ ○ ○  
W59 D43 H38  
Inside seat W53 D26  
Std. w/2 P-100 20" Pillows

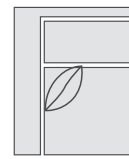


**Right Arm Loveseat**

**(8) (L) (R)** - ○ ○ ○ ○ ○ ○  
W59 D43 H38  
Inside seat W53 D26  
Std. w/2 P-100 20" Pillows

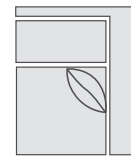
## LUXURY SUITE RETREAT COMPONENTS

Dimensions listed are for Saddle arm option. For Crossover arm dimension add 1" for each arm on piece. For Slope arm dimension, add 1.5" for each arm on piece. For Track arm dimension, add 2.5" for each arm on piece. For Roll arm dimension, add 4.5" for each arm on piece.



**Left Arm Chair**

W32 D43 H38  
Inside seat W26.5 D26  
Std. w/1 P-100 20" Pillow



**Right Arm Chair**

W32 D43 H38  
Inside seat W26.5 D26  
Std. w/1 P-100 20" Pillow



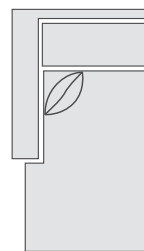
**Armless Chair**

W26.5 D43 H36  
Inside seat W26.5 D22



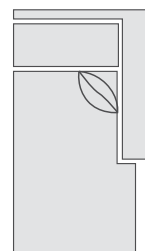
**Armless Love Seat**

W53 D43 H38  
Inside seat W53 D26



**Left Arm Chaise**

W33 D65 H38  
Inside seat W27.5 D46  
Std. w/1 P-100 20" Pillow



**Right Arm Chaise**

W33 D65 H36  
Inside seat W27.5 D48  
Std. w/1 P-100 20" Pillow



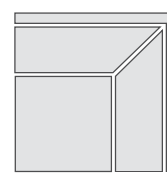
**Armless Love Seat**

W62.5 D43 H38  
Inside seat W62.5 D26



**Armless Sofa**

W79.5 D43 H38  
Inside seat W79.5 D26




**Corner Chair**

W43 D43 H38  
Inside seat W26 D26



**Ottoman**

W34 D26 H\*16.5  
\*Height is 17.25 with Square Leg  
or Angled Leg



**Ottoman & Half**

W38 D26 H\*16.5  
\*Height is 17.25 with Square Leg  
or Angled Leg



**Storage Caster Ottoman**

W37 D25 H17.5

### 3. Choose Your Arm Style -



Crossover



Track



Roll



Sloped



Saddle

### 4. Choose Your Back Style -



Boxed



Knife Edge

Selecting the B-Boxed Back Style, in combination with either the R-Roll Arm or T-Track Arm, will result in a T-cushion back. All other combinations are standard with a straight edge back cushion.

### 5. Choose Your Tailoring -



Unwelted




Welted


### 6. Choose Your Base Style -



Concealed



Square



Angled Leg

S-Square and A-Angled Legs are standard Walnut finish. Optional finish Ebony, Ember, Fawn, French Oak, Fruitwood, Kahlua, Natural, Soho, and Cinder.

Dimensions listed are for Saddle arm option. For Crossover arm dimension add 1" for each arm on piece. For Slope arm dimension, add 2.5" for each arm on piece. =For Track arm dimension, add 2.5" for each arm on piece. For Roll arm dimension, add 4.5" for each arm on piece.

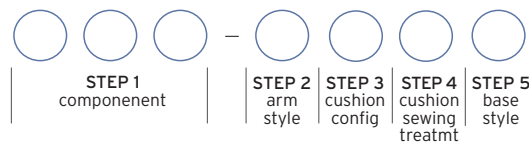


# MODERN INTUITION

## CUSTOM PROGRAM

IT'S EASY TO ORDER YOUR OWN UPHOLSTERED SEATING.

Just follow this illustration and fill in each circle with your selection. Repeat for each component.



### 1. Choose Your Components 9 ● ● - ○ ○ ○ ○ ○

See reverse side for available components.

### 2. Choose Your Arm Style 9 ○ ○ ○ - ● ○ ○ ○ ○



(N) Narrow Track (J) Standard Track (F) Flare (P) Padded Roll (B) Bridge

### 3. Choose Your Cushion Configuration 9 ○ ○ ○ - ○ ● ○ ○ ○



(1) Two Over One (2) Two Over Two (3) Three Over Three

### 4. Choose Your Cushion Sewing Treatment 9 ○ ○ ○ - ○ ○ ○ ● ○



(W) Welted (T) Top Stitch (D) Double Needle Saddle Stitch

### 5. Choose Your Base Style 9 ○ ○ ○ - ○ ○ ○ ● ○



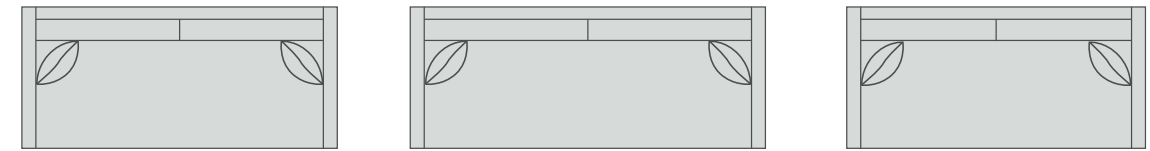
(S) Square Taper Wood Leg (6.5") (R) Round Taper Wood Leg (6.5") (M) Metal Leg (6.5") (A) Angled Block Wood Foot (1.5") (H) Hidden Recessed Foot (1.5")

S - Square Taper Leg (6.5"), R - Round Taper Leg (6.5") & A - Angled Block Foot (1.5") are standard Walnut finish.  
Optional wood finishes Cinder, Ebony, Ember, Fawn, French Oak, Fruitwood, Kahlua, Natura and Soho. Available at no upcharge.  
M - Metal Leg, no optional finishes available. H - Hidden Foot, no optional finishes available.

## TWO OVER ONE CUSHION CONFIGURATIONS

Seat Height: 18"

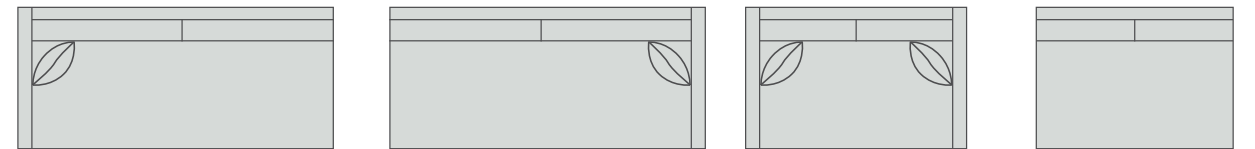
Dimensions listed are for Narrow Track Arm option. For Standard Track Arm dimensions, add 1.5" for each arm on piece.  
For Padded Roll Arm dimensions, add 2.5" for each arm on piece. For Bridge Arm and Flare Arm dimensions, add 3" for each arm on piece.  
Overall widths vary, depending on arm option chosen.



**Sofa**  
9 (S) 1 - ○ ○ ○ ○ ○  
W85.5 D38 H33  
Inside Seat W79.5 D22  
Std. w/2 P-100 20" Pillows

**Long Sofa**  
9 (S) 2 - ○ ○ ○ ○ ○  
W90.5 D38 H33  
Inside Seat W84 D22  
Std. w/2 P-100 20" Pillows

**Short Sofa**  
9 (B) 1 - ○ ○ ○ ○ ○  
W75.5 D38 H33  
Inside Seat W69.5 D22  
Std. w/2 P-100 20" Pillows

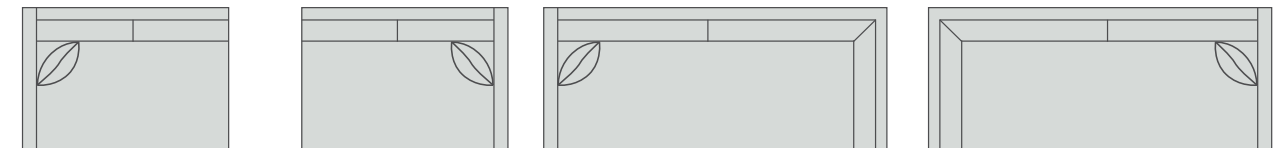


**Left Arm Sofa**  
9 (S) L - ○ ○ ○ ○ ○  
W82.5 D38 H33  
Inside Seat W79.5 D22

**Right Arm Sofa**  
9 (S) R - ○ ○ ○ ○ ○  
W82.5 D38 H33  
Inside Seat W79.5 D22  
Std. w/1 P-100 20" Pillow

**Loveseat**  
9 (L) 1 - ○ ○ ○ ○ ○  
W60 D38 H33  
Inside Seat W53 D22  
Std. w/2 P-100 20" Pillows

**Armless Loveseat**  
9 (L) O - (X) ○ ○ ○ ○ ○  
W53.5 D38 H33  
Inside Seat W53.5 D22

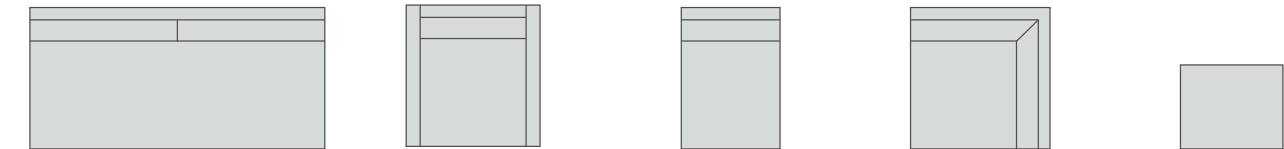


**Left Arm Loveseat**  
9 (L) L - ○ ○ ○ ○ ○  
W56 D38 H33  
Inside Seat W53 D22  
Std. w/1 P-100 20" Pillow

**Right Arm Loveseat**  
9 (L) R - ○ ○ ○ ○ ○  
W56 D38 H33  
Inside Seat W53 D22  
Std. w/1 P-100 20" Pillow

**Left Arm Corner Sofa**  
9 (D) L - ○ ○ ○ ○ ○  
W94 D38 H33  
Inside Seat W79.5 D22  
Std. w/1 P-100 20" Pillow

**Right Arm Corner Sofa**  
9 (D) R - ○ ○ ○ ○ ○  
W94 D38 H33  
Inside Seat W79.5 D22  
Std. w/1 P-100 20" Pillow



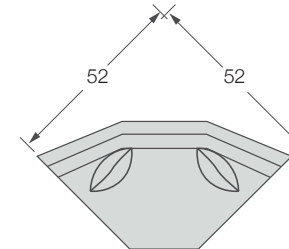
**Armless Sofa**  
9 (S) O - (X) ○ ○ ○ ○ ○  
W80 D38 H33  
Inside Seat W80 D22

**Chair**  
9 (C) 1 - ○ ○ (X) ○ ○ ○ ○ ○  
W32.5 D38 H33  
Inside Seat W26.5 D22

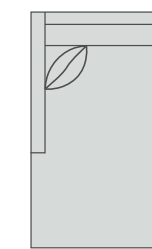
**Armless Chair**  
9 (A) 1 - (X) (X) ○ ○ ○ ○ ○  
W27 D38 H33  
Inside Seat W27 D22

**Inside Corner**  
9 (E) 1 - (X) (X) ○ ○ ○ ○ ○  
W38 D38 H33  
Inside Seat W22 D22

**Ottoman**  
9 (O) 1 - (X) (X) ○ ○ ○ ○ ○  
W28 D23 H17



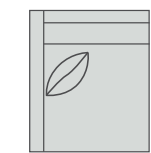
**Wedge**  
9 (C) U - (X) (X) ○ ○ ○ ○ ○  
W73.5 D41 H33  
Inside Seat W42 D22  
Std. w/2 P-100 20" Pillows



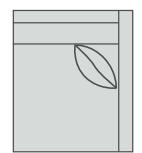
**Left Arm Chaise**  
9 (C) L - ○ ○ (X) ○ ○ ○ ○ ○  
W33 D64 H33  
Inside Seat W30 D49  
Std. w/1 P-100 20" Pillow



**Right Arm Chaise**  
9 (C) R - ○ ○ (X) ○ ○ ○ ○ ○  
W33 D64 H33  
Inside Seat W30 D49  
Std. w/1 P-100 20" Pillow



**Left Arm Chair**  
9 (E) L - ○ ○ (X) ○ ○ ○ ○ ○  
W29.5 D38 H33  
Inside Seat W26.5 D22  
Std. w/1 P-100 20" Pillow



**Right Arm Chair**  
9 (E) R - ○ ○ (X) ○ ○ ○ ○ ○  
W29.5 D38 H33  
Inside Seat W26.5 D22  
Std. w/1 P-100 20" Pillow

## TWO OVER TWO CUSHION CONFIGURATIONS

Seat Height: 18"

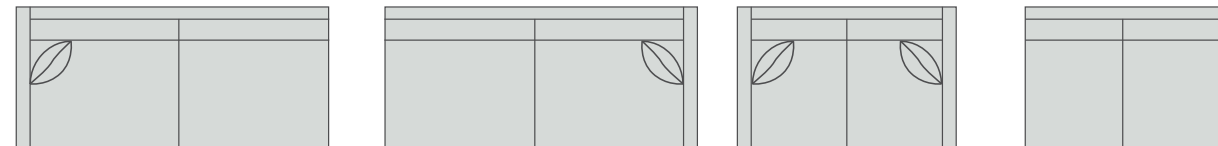
Dimensions listed are for Narrow Track Arm option. For Standard Track Arm dimensions, add 1.5" for each arm on piece.  
For Padded Roll Arm dimensions, add 2.5" for each arm on piece. For Bridge Arm and Flare Arm dimensions, add 3" for each arm on piece.  
Overall widths vary, depending on arm option chosen.



**Sofa**  
⑨S1-○2○○○  
W85.5 D38 H33  
Inside Seat W79.5 D22  
Std. w/2 P-100 20" Pillows

**Long Sofa**  
⑨S2-○2○○○  
W90.5 D38 H33  
Inside Seat W84 D22  
Std. w/2 P-100 20" Pillows

**Short Sofa**  
⑨B1-○2○○○  
W75.5 D38 H33  
Inside Seat W69.5 D22  
Std. w/2 P-100 20" Pillows

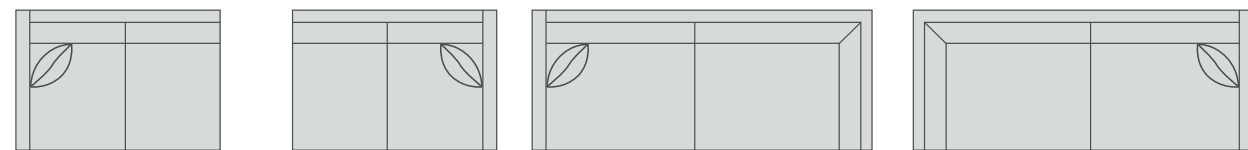


**Left Arm Sofa**  
⑨SL-○2○○○  
W82.5 D38 H33  
Inside Seat W79.5 D22  
Std. w/1 P-100 20" Pillow

**Right Arm Sofa**  
⑨SR-○2○○○  
W82.5 D38 H33  
Inside Seat W79.5 D22  
Std. w/1 P-100 20" Pillow

**Loveseat**  
⑨L1-○2○○○  
W60 D38 H33  
Inside Seat W53 D22  
Std. w/2 P-100 20" Pillows

**Armless Loveseat**  
⑨L0-X2○○○  
W53.5 D38 H33  
Inside Seat W53.5 D22




**Left Arm Loveseat**  
⑨LL-○2○○○  
W56 D38 H33  
Inside Seat W53 D22  
Std. w/1 P-100 20" Pillow

**Right Arm Loveseat**  
⑨LR-○2○○○  
W56 D38 H33  
Inside Seat W53 D22  
Std. w/1 P-100 20" Pillow

**Left Arm Corner**  
⑨DL-○2○○○  
W94 D38 H33  
Inside Seat W79.5 D22  
Std. w/1 P-100 20" Pillow

**Right Arm Corner Sofa**  
⑨DR-○2○○○  
W94 D38 H33  
Inside Seat W79.5 D22  
Std. w/1 P-100 20" Pillow



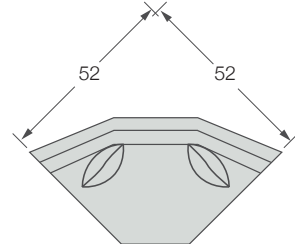
**Armless Sofa**  
⑨SO-X2○○○  
W80 D38 H33  
Inside Seat W80 D22

**Chair**  
⑨C1-○X○○○  
W32.5 D38 H33  
Inside Seat W26.5 D22

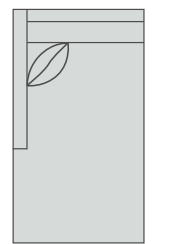
**Armless Chair**  
⑨A1-XX○○○  
W27 D38 H33  
Inside Seat W27 D22

**Inside Corner**  
⑨E1-XX○○○  
W38 D38 H33  
Inside Seat W22 D22

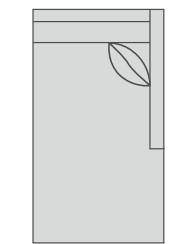
**Ottoman**  
⑨O1-XX○○○  
W28 D23 H17



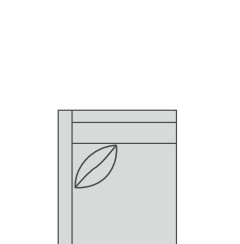
**Wedge**  
⑨CU-XX○○○  
W73.5 D41 H33  
Inside Seat W42 D22  
Std. w/2 P-100 20" Pillows



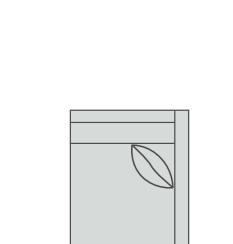
**Left Arm Chaise**  
⑨CL-○X○○○  
W33 D64 H33  
Inside Seat W30 D49  
Std. w/1 P-100 20" Pillow



**Right Arm Chaise**  
⑨CR-○X○○○  
W33 D64 H33  
Inside Seat W30 D49  
Std. w/1 P-100 20" Pillow



**Left Arm Chair**  
⑨EL-○X○○○  
W29.5 D38 H33  
Inside Seat W26.5 D22  
Std. w/1 P-100 20" Pillow



**Right Arm Chair**  
⑨ER-○X○○○  
W29.5 D38 H33  
Inside Seat W26.5 D22  
Std. w/1 P-100 20" Pillow

## THREE OVER THREE CUSHION CONFIGURATIONS

Seat Height: 18"

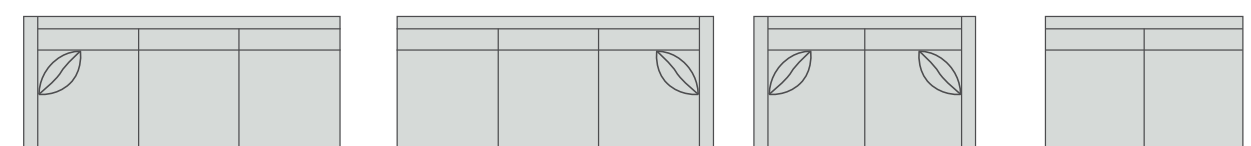
Dimensions listed are for Narrow Track Arm option. For Standard Track Arm dimensions, add 1.5" for each arm on piece.  
For Padded Roll Arm dimensions, add 2.5" for each arm on piece. For Bridge Arm and Flare Arm dimensions, add 3" for each arm on piece.  
Overall widths vary, depending on arm option chosen. 1/4" = 1' Scale



**Sofa**  
⑨S1-○3○○○  
W85.5 D38 H33  
Inside Seat W79.5 D22  
Std. w/2 P-100 20" Pillows

**Long Sofa**  
⑨S2-○3○○○  
W90.5 D38 H33  
Inside Seat W84 D22  
Std. w/2 P-100 20" Pillows

**Short Sofa**  
⑨B1-○3○○○  
W75.5 D38 H33  
Inside Seat W69.5 D22  
Std. w/2 P-100 20" Pillows

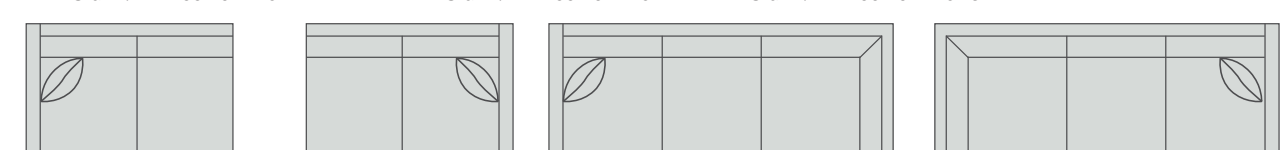


**Left Arm Sofa**  
⑨SL-○3○○○  
W82.5 D38 H33  
Inside Seat W79.5 D22  
Std. w/1 P-100 20" Pillow

**Right Arm Sofa**  
⑨SR-○3○○○  
W82.5 D38 H33  
Inside Seat W79.5 D22  
Std. w/1 P-100 20" Pillow

**Loveseat**  
⑨L1-○3○○○  
W60 D38 H33  
Inside Seat W53 D22  
Std. w/2 P-100 20" Pillows

**Armless Loveseat**  
⑨L0-X3○○○  
W53.5 D38 H33  
Inside Seat W53.5 D22

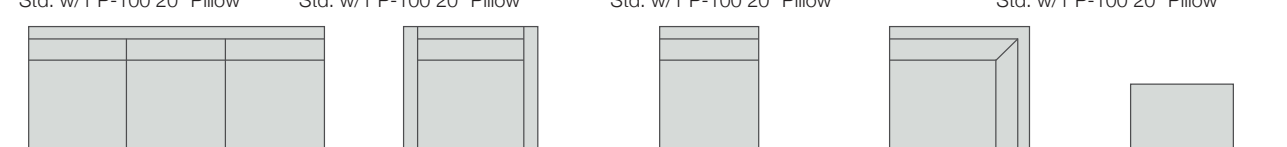


**Left Arm Loveseat**  
⑨LL-○3○○○  
W56 D38 H33  
Inside Seat W53 D22  
Std. w/1 P-100 20" Pillow

**Right Arm Loveseat**  
⑨LR-○3○○○  
W56 D38 H33  
Inside Seat W53 D22  
Std. w/1 P-100 20" Pillow

**Left Arm Corner**  
⑨DL-○3○○○  
W94 D38 H33  
Inside Seat W79.5 D22  
Std. w/1 P-100 20" Pillow

**Right Arm Corner Sofa**  
⑨DR-○3○○○  
W94 D38 H33  
Inside Seat W79.5 D22  
Std. w/1 P-100 20" Pillow



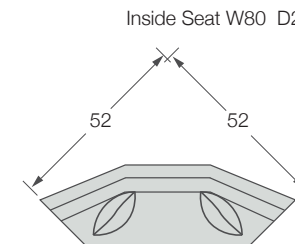
**Armless Sofa**  
⑨SO-X3○○○  
W80 D38 H33  
Inside Seat W80 D22

**Chair**  
⑨C1-○X○○○  
W32.5 D38 H33  
Inside Seat W26.5 D22

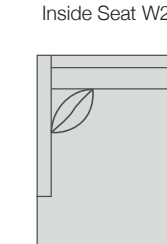
**Armless Chair**  
⑨A1-XX○○○  
W27 D38 H33  
Inside Seat W27 D22

**Inside Corner**  
⑨E1-XX○○○  
W38 D38 H33  
Inside Seat W22 D22

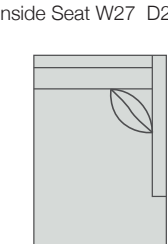
**Ottoman**  
⑨O1-XX○○○  
W28 D23 H17



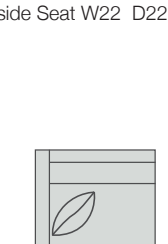
**Wedge**  
⑨CU-XX○○○  
W73.5 D41 H33  
Inside Seat W42 D22  
Std. w/2 P-100 20" Pillows



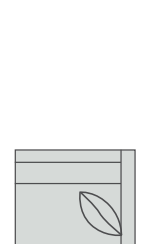
**Left Arm Chaise**  
⑨CL-○X○○○  
W33 D64 H33  
Inside Seat W30 D49  
Std. w/1 P-100 20" Pillow



**Right Arm Chaise**  
⑨CR-○X○○○  
W33 D64 H33  
Inside Seat W30 D49  
Std. w/1 P-100 20" Pillow



**Left Arm Chair**  
⑨EL-○X○○○  
W29.5 D38 H33  
Inside Seat W26.5 D22  
Std. w/1 P-100 20" Pillow



**Right Arm Chair**  
⑨ER-○X○○○  
W29.5 D38 H33  
Inside Seat W26.5 D22  
Std. w/1 P-100 20" Pillow

# DETAILS

3370-S1 Harrison Sofa  
368-831 Niko Cocktail Table - Shagreen  
969-485 Berto Bunching Cube End Table



*Customize the details to create a bespoke furniture piece expressing your personal style and taste. Decorative nailhead trims can add a touch of elegance, while the wood finish can either complement or contrast with your existing decor. Choosing the right throw pillows can make your furniture more comfortable and visually appealing, while cushion firmness can be adapted to provide the perfect level of support. Precedent's made to order furniture, enables you to create one-of-a-kind pieces that truly reflects who you are.*

<i>Nailhead Trim Finishes.....</i>	<i>157</i>
<i>Kickplate Finishes .....</i>	<i>158</i>
<i>Sleeper Mech.....</i>	<i>158</i>
<i>Mattress Specs .....</i>	<i>158</i>
<i>Pillows .....</i>	<i>159</i>
<i>Cushions.....</i>	<i>160</i>
<i>Leg &amp; Arm Finishes.....</i>	<i>161</i>

## NAILHEAD TRIM FINISHES

We offer decorative nails on many of our frames to add just the right accent or closing trim. Images are not actual size.



Small Brass



Small Chrome



Small Cinder



Small French Natural



Small Platinum



Large Brass



Large Chrome



Large Cinder



Large French Natural



Large Platinum



Pinwheel Small  
Antiqued Gold



Pinwheel Small  
Nickel



Pinwheel Large  
Antiqued Gold



Pinwheel Large  
Nickel

Some styles are standard with small nailhead trim and are so noted in the pricelist. The nailhead finish must be specified on the order. Please specify - Small Brass, Small Chrome, Small Cinder, Small French Natural, Small Platinum, Small Pinwheel Antiqued Gold or Small Pinwheel Nickel.

On some styles that are standard with small nails, large spaced nails may be applied in a single row to the front and sides of the base and are so noted in the pricelist. The nailhead size and finish must be specified on the order. Please specify - Large Brass, Large Chrome, Large Cinder, Large French Natural, Large Platinum, Large Pinwheel Antiqued Gold or Large Pinwheel Nickel.

On styles with standard nailhead trim, the nails may be omitted. The order must specify to omit nailhead trim.

Some styles are available with optional small nailhead trim at an upcharge and are so noted in the pricelist. The nailhead finish must be specified on the order. Please specify - Small Brass, Small Chrome, Small Cinder, Small French Natural, Small Platinum, Small Pinwheel Antiqued Gold or Small Pinwheel Nickel.

Some styles are available with optional large space nails at an upcharge and may be applied in a single row to the front and sides of the base and are so noted in the pricelist. The nailhead size and finish must be specified on the order. Please specify - Large Brass, Large Chrome, Large Cinder, Large French Natural, Large Platinum, Large Pinwheel Antiqued Gold or Large Pinwheel Nickel.



Location of the nail application will be specific to each style. Nails may be applied to the front and sides of the base (not the back) and on the arms, where applicable. Contact Customer Service with questions regarding nail placement on specific styles.

[View Nailhead Trim online](#)

## KICKPLATE FINISHES

Kickplates are available in French Natural or Platinum finish. Finish must be specified on order. Images are not actual size.



French Natural



Platinum

We suggest French Natural Kickplate for:

- Brass Nail
- French Natural Nail
- Pinwheel Antiqued Gold Nail

We suggest Platinum Kickplate for:

- Chrome Nail
- Cinder Nail
- Platinum Nail
- Pinwheel Nickel Nail

## SLEEPER MECHANISMS & MATTRESS SPECIFICATIONS



### Mechanism

**Double Locking TV Headrest** - provides added comfort while lounging or watching TV by raising the upper body.

**All Tubular Frame Construction & Dual One Piece Tubular Legs** - provide enhanced stability and strength by allowing the unit to be operated from the center and side position.

**Extended Deck Coverage** - the polypropylene decking is designed to extend beyond the metal frame and linkage parts eliminating any metal to upholstery contact.

**Seat Support Wires** - provides support while sleeping, plus adding durability to the overall unit. Support wires also give the quality feel of stationary seating.



### Mattress

Standard with 5" Innerspring Mattress. Queen size mattress 60" x 73" - standard in Q1, QL, QR.

Full size mattresses 54" x 73" - standard in R1. Single mattress 32" x 72" - standard in T1.

**Securely locked cover insulation** - unique tufting locks the cover and cushioning material into place, prevents it from bunching, making it easier to fold and store.

**Longer life and more support** - inner springs are totally oven tempered, giving the units "memory". The units have resiliency which provides longer lasting performance.

**Luxurious deep comfort** - cover is quilted to a thick layer of Kingsdown quality foam.

**Reduced coil and edge feel** - fully enclosed spring unit is bonded with Flexatron insulation for permanent shaping, hugging the edges so it can never shift, lump or bunch.

**Allergy free, Odor-free, Mildew resistant** - Flexatron is a blend of all man made fibers, thermally bonded at over 400° F, providing a hypoallergenic padding material that will not host mold or mildew.



### Air Dream Mattress

Air over coil technology creates a sleep surface with the comfort and support that rivals premium mattresses.


Operates with a lightweight, convenient, handheld, quick fill electric pump (included). Air Dream mattress inflates in 45 seconds, deflates in 30 seconds.

Available at an upcharge on Q1, QL, QR (Queen Sleepers) & R1 (Full Sleepers). Not available on T1.




## PILLOWS

Adding decorative pillows to your Precedent seating can help further define your own personal style. See below for all pillow shapes and sizes and refer to the price list for more information.

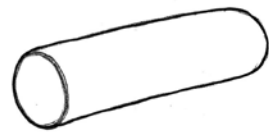


P-100 20" Pillow - Knife Edge  
P-101 22" Pillow - Knife Edge  
P-103 24" Pillow - Knife Edge  
P-104 27" Pillow - Knife Edge


C-100 18" Pillow - Knife Edge  
(Standard with Contrasting Back  
in Dundee Natural)  
P-400 22" Pillow - Knife Edge  
(Restricted to Mongolian)




P-105 14" x 24" Kidney Pillow - Knife Edge  
P-108 14" x 25½" Kidney Pillow - Knife Edge  
P-109 12" x 16" Kidney Pillow - Knife Edge  
P-110 21" x 27" Kidney Pillow - Knife Edge



P-107 6" x 21" Cylinder Pillow



P-200 18" Pillow - Box Border  
P-201 20" Pillow - Box Border  
P-203 22" Pillow - Box Border  
P-204 25" Pillow - Box Border



P-205 14" x 24" Kidney Pillow - Box Border  
P-208 14" x 25½" Kidney Pillow - Box Border

## CUSHIONS

At Precedent, we're all about comfort, and nothing affects the comfort of your sofa or chair like the cushion. Each type of cushion is created with your comfort in mind. We select a standard cushion for each style, but optional cushion types are available on many styles. Please refer to your price list for available options.



**UD Cushion (UD)** - A combination of premium urethane foam with a soft cell foam layer applied to the top and bottom, then sewn into a ticking.



**Comfort Firm Seat (CFS)** - The comfort firm cushion is engineered the same as the Luxury Spring Seat, except stronger springs and firmer foam are utilized to give a firmer seat.



**Luxury Spring Seat (LSS)** - A cushion that features a Marshall spring unit which is encased in a high resiliency urethane core. Then a soft-cell foam layer is applied to the top and bottom and is sewn into a ticking.



**Plush Down Cushion (PDS)** This cushion features a combination of premium high resiliency urethane foam with a soft cell foam layer applied to the top and bottom. The foam core is then encased in a jacket of 100% blended feathers and down.



**Ultra Lux Cushion (ULS)** - A cushion that features a Marshall spring unit which is encased in high resiliency foam. Then a soft-cell foam layer is applied to the top and bottom and it is encased in a jacket of 100% blended feathers and down.



*View Pillow options online*



*View Cushion options online*

## LEG & ARM FINISHES

Please refer to pricing pages for finishes available on each style.  
A standard finish is noted for each style and will be applied to orders with no specified finish. Reference pricelist for all details.



Cinder



Ebony



Kahlua



Natural



Ember



Fawn



Soho



Walnut



French Oak



Fruitwood



*View Finish options online*

Wood is a natural product: Grain pattern and color may vary from piece to piece and within the same piece, therefore samples are for reference only. Actual finish may vary.

# PRECEDENT-FURNITURE.COM

Our website not only allows you to search our amazing upholstery items, but includes all inspirational imagery, product specifications, downloadable content, fabrics and more. The site walks through each Studio P Custom Program and is constantly being updated. Visit us today to learn more.

## VIEW OVER 500 FABRIC SWATCHES

Sort through our extensive fabric collection with the ability to filter by brand, grade and color. Our full collection and "The Handle" are both available.

## LEARN MORE ABOUT US

Did you know that every Precedent upholstery item is crafted in our Newton, NC facility? Learn more about our capabilities and watch our video.

## DOWNLOAD STUDIO P ORDER SHEETS

We make ordering any of our custom programs easy with downloadable order sheets that are ready to print, complete and order.

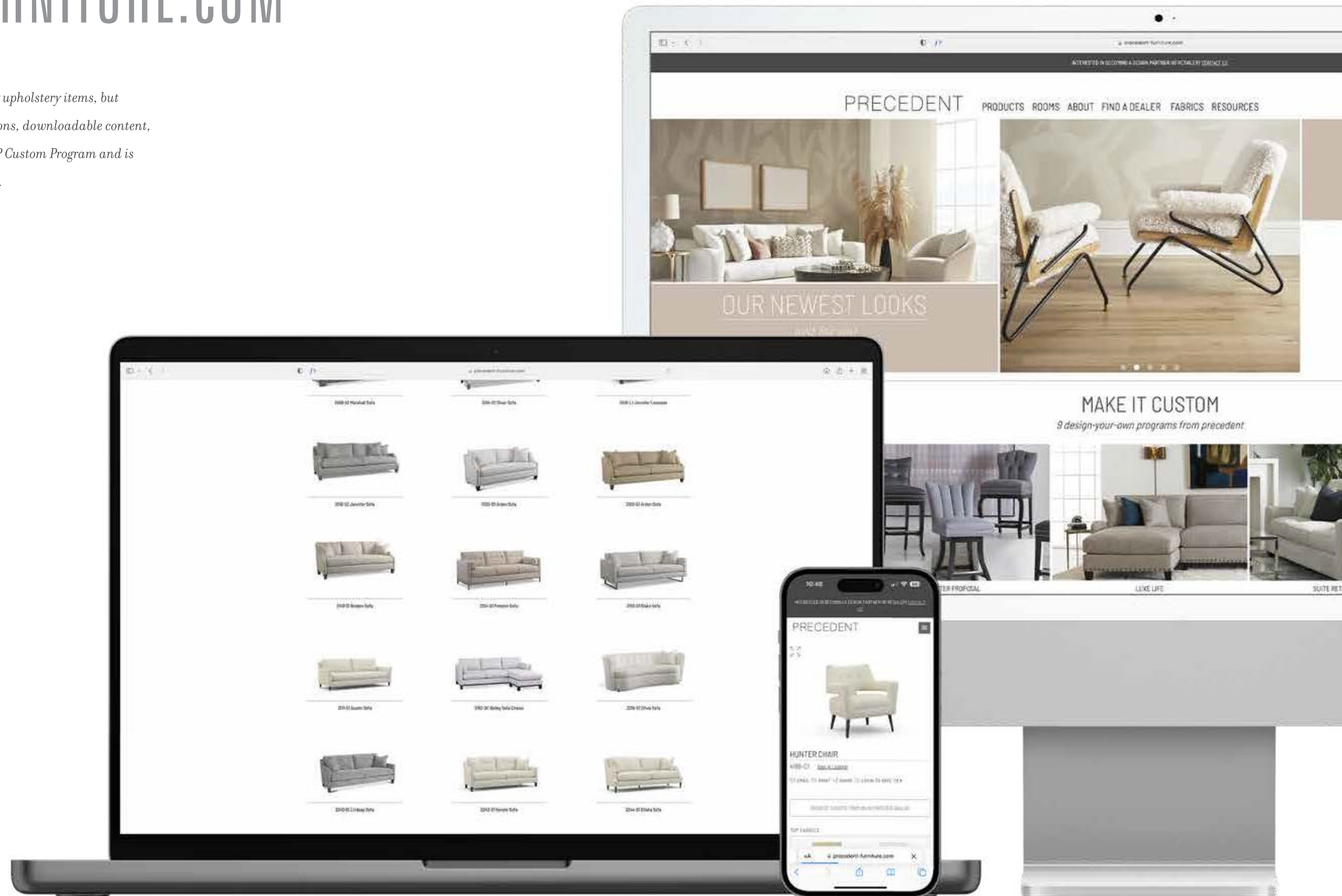
## SAVE YOUR FAVES

Log in and save your favorite Precedent items. With the ability to print, share, save and email the specs, we make it easy to organize your wish list.



TAKE  
ADVANTAGE  
OF OUR  
QR CODES

Save time! Scan QR codes to access product web pages directly.



# INDEX



3016-S2 Jennifer Long Sofa  
368-831 Niko Cocktail Table

## INDEX BY NUMBER

130-QHR Mackenzie Queen Headboard & Rails .....	51
157-QHR Alek Queen Headboard & Rails .....	51
158-QHR Caleb Queen Headboard & Rails.....	52
160-QOS Peyton Queen Storage Ottoman.....	46
161-QHR Beckett Queen Headboard & Rails.....	52
176-QHR Nebo Queen Headboard & Rails .....	54
209-01 Erik Ottoman.....	99
2090-02 Elliot Caster Ottoman .....	46
2107-C1 Rona Chair.....	26
2145 Ethan Sectional.....	57
2145-S2 Ethan 3 Cushion Sofa.....	9
2233-K1 Mia Caster Keg Ottoman .....	46
2233-K2 Mia Caster Keg Ottoman .....	46
2233-K3 Mia Caster Keg Ottoman .....	46
2338-02 Leah Caster Round Ottoman.....	46
2509-C1 Trevor Chair .....	26
2541-01 Gavyn Ottoman.....	47
2557-C3 Dalton Swivel Chair.....	33
259-QHR Roxanne Queen Headboard & Rails.....	54
2594-D1 Luc Dining Side Chair .....	41
2598-D1 Reid Dining Side Chair .....	41
2598-D2 Reid Dining Arm Chair .....	41
2665 Jake Sectional .....	59
2665-S3 Jake Long Sofa.....	9
2666 Kylie Sectional.....	61
2667 Connor Sectional.....	65
2667-S1 Connor Short Sofa.....	9
2667-S3 Connor Long Sofa.....	10
2668 Marshall Sectional.....	67
2668-S2 Marshall Standard Sofa .....	10
2723-C1 Winston Chair.....	26
2727-C1 Fisher Chair .....	26
2753-D2 Ella Arm Chair .....	27
2753-D2 Ella Arm Chair .....	41
2913-D1 Cora Dining Side Chair.....	42
3015 Oliver Sectional.....	69
3015-S1 Oliver Sofa.....	10
3016-S2 Jennifer Long Sofa .....	11
3027-C1 Cary Chair.....	27

## INDEX BY NUMBER

3100-B1 Arden Short Sofa .....	11
3100-S1 Arden Sofa .....	11
3119-C3 Gordon Swivel Chair.....	33
3130-D1 Nora Dining Side Chair .....	42
3134-01 Drew Button Tufted Ottoman .....	110
3134-01 Drew Button Tufted Ottoman .....	47
3149-S1 Braden Sofa .....	12
3152-C1 Colten Chair .....	27
3154 Preston Sectional .....	71
3154-S1 Preston Sofa .....	12
3155-S1 Blake Sofa .....	12
3168-C3 Phillip Swivel Chair.....	33
3169-C3 Ramsey Swivel Chair .....	33
3171 Austin Sectional.....	72
3171-S1 Austin Sofa.....	14
3182 Bailey Sectional .....	73
3182-S1 Bailey Sofa .....	14
3183-C1 Finnegan Chair.....	27
3183-C1 Finnegan Chair.....	99
3186-C1 Natalie Chair .....	28
3187-01 Yorke Ottoman .....	47
3192-C3 Sherman Swivel Chair .....	34
3200-C1 Tristen Chair .....	28
3201-C1 Courtney Chair.....	99
3208-C1 Grant Chair.....	28
3209-C1 Erik Chair .....	99
3212-01 Darcy Tufted Ottoman .....	47
3212-03 Darcy Tufted Ottoman.....	47
3216-S1 Olivia Sofa .....	14
3226-B1 Erin Bench.....	107
3229-C1 Bella Chair .....	28
3233-C1 Aria Chair.....	29
3233-C1 Aria Chair.....	99
3235-C1 Langley Chair .....	100
3240-S1 Lindsay Sofa.....	15
3241-CL Sansa Left Arm Chaise.....	107
3241-CR Sansa Right Arm Chaise.....	107
3242-S1 Kenzie Sofa .....	15
3244-S1 Elisha Sofa .....	15

## INDEX BY NUMBER

3248-C1 Suri Chair .....	91
3248-S1 Suri Sofa .....	91
3252-S1 Corbin Sofa .....	16
3257-C3 Tara Swivel Chair .....	34
3260-S1 Maggie Sofa .....	91
3264-S1 Lorraine Sofa .....	16
3267-C3 Sebastian Swivel Chair .....	34
3273-C3 Kathleen Swivel Chair .....	34
3275-C1 Kimberly Chair .....	29
3276-S1 Michelle Sofa .....	16
3277-C1 Anna Chair .....	29
3279-C1 Kayla Chair .....	100
3279-O1 Kayla Ottoman .....	100
3280 Nicole Sectional .....	75
3282 Hilton Sectional .....	76
3282-S2 Hilton Long Sofa .....	17
3286-S1 Michael Sofa .....	17
3296-S1 Penelope Sofa .....	91
3310-S1 Vera Sofa .....	93
3313-C3 Luna Swivel Chair .....	35
3316-S1 Evelyn Sofa .....	18
3319-O1 Simona Leather Ottoman .....	47
3320-S1 Zelda Sofa .....	18
3321-O1 Tina Round Ottoman .....	48
3321-O3 Tina Round Ottoman .....	48
3321-O4 Tina Square Ottoman .....	48
3333-C3 Claudia Swivel Chair .....	100
3333-C3 Claudia Swivel Chair .....	35
3341-C3 Enzo Swivel Chair .....	100
3341-C3 Enzo Swivel Chair .....	35
3345-C1 Everly Chair .....	29
3358 Samuel Sectional .....	77
3358-S1 Samuel Sofa .....	18
3360 Juliet Sectional .....	80
3360-S1 Juliet Sofa .....	19
3361-C1 Florence Chair .....	30
3362-CL Amstel Left Arm Chaise .....	81
3362-S1 Amstel Sofa .....	19
3362-SR Amstel Right Arm Sofa .....	81

## INDEX BY NUMBER

3363-C3 Lovato Swivel Chair .....	35
3364-S2 Arlington Sofa .....	19
3364-S2 Arlington Sofa .....	83
3365-C3 Charlotte Swivel Chair .....	37
3368-S1 Nicholas Sofa .....	93
3369-C1 Christine Chair .....	101
3369-C1 Christine Chair .....	30
3370-S1 Harrison Sofa .....	21
3371-DL Sarah Left Arm Corner Sofa .....	84
3371-ER Sarah Right Arm Chair .....	84
3371-S1 Sarah Sofa .....	21
3373-D1 Hopkins Dining Side Chair .....	42
3373-D2 Hopkins Dining Arm Chair .....	42
3376-CL Angelina Left Arm Chaise .....	86
3376-S2 Angelina Sofa .....	21
3376-SR Angelina Right Arm Sofa .....	86
3377-D2 Ariana Dining Arm Chair .....	101
3377-D2 Ariana Dining Arm Chair .....	43
3379-C1 Lilly Armless Chair .....	101
3382-S2 Raquel Long Sofa .....	22
3383-O3 Rami Swivel Ottoman .....	110
3383-O3 Rami Swivel Ottoman .....	48
3384-S1 Kristin Sofa .....	93
3386 Emerson Sectional .....	87
3388-BR Renee Right Bumper .....	111
3388-CU Renee Wedge .....	111
3388-S1 Renee Sofa .....	94
3388-SL Renee Left Arm Sofa .....	111
3390-S1 Elizabeth Sofa .....	22
3391-C1 Amelia Chair .....	101
3394-S1 Sydney Sofa .....	94
3396-S2 Margorie Sofa .....	22
3398-S1 Barclay Sofa .....	23
3400-S1 Miller Standard Sofa .....	23
3400-S2 Miller Long Sofa .....	23
3401-C1 Giselle Chair .....	30
3402-S1 Madison Sofa .....	24
3403-C3 Suzette Swivel Chair .....	37
3405-C1 Margo Chair .....	104

## INDEX BY NUMBER

3405-C1 Margo Chair .....	30
3407-C1 Madeline Chair .....	104
3409-01 Owen Ottoman .....	110
3409-01 Owen Ottoman .....	48
3411-C1 Wanda Chair .....	104
3411-C1 Wanda Chair .....	31
3413-C1 Sierra Chair .....	31
3415-C3 Rae Swivel Chair .....	104
3415-C3 Rae Swivel Chair .....	37
3417-OC Dorsey Office Chair .....	40
3419-OC Layla Office Chair .....	40
3421-C3 Abby Swivel Chair .....	38
3423-OC Elon Office Chair .....	40
3425-01 Lorie Ottoman .....	48
3427-D2 Rainier Dining Arm Chair .....	43
3429-C3 Whitney Swivel Chair .....	37
3431-A3 Rio Armless Swivel .....	38
3433-D2 Carraway Dining Arm Chair .....	43
3435-01 Niagara Small Ottoman .....	49
3435-03 Niagara Queen Ottoman .....	49
3435-04 Niagara King Ottoman .....	49
3437-C1 Surrey Chair .....	105
3439-02 Louise Caster Round Ottoman .....	49
3455-C1 Eve Chair .....	31
4110-B1 Emma 2 Seat Short Sofa .....	98
4110-S1 Emma 3 Seat Standard Sofa .....	94
4113-C1 Jasper Chair .....	105
4113-C3 Jasper Swivel Chair .....	105
4125-ALR Keaton Angled Right Arm Loveseat .....	114
4125-L Keaton Angled Left Bumper .....	114
4125-S1 Keaton Mid Length Sofa .....	113
4125-S1 Keaton Mid Length Sofa .....	98
4154-C1 Campbell Chair .....	105
4164-01 Dayton Ottoman .....	110
4164-01 Dayton Ottoman .....	49
4168-B1 Marley Settee .....	98
4168-C1 Marley Chair .....	106
4175-01 Wilson Ottoman .....	110
4179-C1 Grayson Chair .....	106

## INDEX BY NUMBER

4182-C1 Barrett Chair .....	106
4186-C1 Hunter Chair .....	106
4901 Amy Sectional .....	117
4902 Markle Sectional .....	119
4902-S1 Markle Sofa .....	119
4903 Kendrick Sectional .....	121
4903-S1 Kendrick Sofa .....	121
9015-C3 Maya Swivel Chair .....	38
9306-C3 Riley Swivel Chair .....	38
9811-S1 Meredith Sofa .....	24
L2145 Ethan Sectional .....	56
L3319-01 Simona Leather Ottoman .....	110
L3427-03 Eastwood Swivel Ottoman .....	49
Studio P A La Carte .....	133
Studio P Classic Suite Retreat .....	139
Studio P Counter Proposal .....	135
Studio P Luxe Life .....	129
Studio P Luxury Suite Retreat .....	145
Studio P Modern Intuition .....	151
Studio P Nocturne Custom .....	125

# VISUAL INDEX



<b>2145-S2</b> Ethan 3 Cushion Sofa 85½w 35d 34h Page 9	<b>2665-S3</b> Jake Long Sofa 100w 40d 34h Page 9	<b>2667-S1</b> Connor Short Sofa 82w 40d 34h Page 9	<b>2667-S3</b> Connor Long Sofa 100w 40d 34h Page 10	<b>2668-S2</b> Marshall Standard Sofa 91w 40d 34h Page 10
--	--	--	---	--



<b>3015-S1</b> Oliver Sofa 86w 38d 36h Page 10	<b>3016-S2</b> Jennifer Long Sofa 101w 42d 38h Page 11	<b>3100-B1</b> Arden Short Sofa 85½w 39d 34h Page 11	<b>3100-S1</b> Arden Sofa 74w 39d 34h Page 11	<b>3149-S1</b> Braden Sofa 83w 39d 34h Page 12
---	---	---	--	---



<b>3154-S1</b> Preston Sofa 83w 35d 33½h Page 12	<b>3155-S1</b> Blake Sofa 84½ w 37d 33h Page 12	<b>3171-S1</b> Austin Sofa 86w 36d 32½h Page 14	<b>3182-S1</b> Bailey Sofa 83w 35d 33½h Page 14	<b>3216-S1</b> Olivia Sofa 92w 38d 32h Page 14
---	--	--	--	---



<b>3240-S1</b> Lindsay Sofa 87½w 37½d 35h Page 15	<b>3242-S1</b> Kenzie Sofa 87½w 37½d 35h Page 15	<b>3244-S1</b> Elisha Sofa 89w 38d 36h Page 15	<b>3252-S1</b> Corbin Sofa 88w 35d 30½h Page 16	<b>3264-S1</b> Lorraine Sofa 83w 36d 37h Page 16
--	---	---	--	---



<b>3276-S1</b> Michelle Sofa 83w 36½d 36h Page 16	<b>3280-S1</b> Nicole Standard Sofa 87w 38d 33h Page 17	<b>3282-S2</b> Hilton Long Sofa 100w 42d 35h Page 17	<b>3286-S1</b> Michael Sofa 83w 36½d 36h Page 17	<b>3316-S1</b> Evelyn Sofa 90½w 41d 34h Page 18
--	--	---	---	--

# VISUAL INDEX



<b>3320-S1</b> Zelda Sofa 90½ w 35½d 30h Page 18	<b>3358-S1</b> Samuel Sofa 91w 41d 39h Page 18	<b>3360-S1</b> Juliet Sofa 90w 38½d 38h Page 19	<b>3362-S1</b> Amstel Sofa 93w 41d 36h Page 19	<b>3364-S2</b> Arlington Sofa 97w 39½d 39h Page 19
---	---	--	---	---



<b>3370-S1</b> Harrison Sofa 95w 38d 37h Page 21	<b>3371-S1</b> Sarah Sofa 86w 36d 32½h Page 21	<b>3376-S2</b> Angelina Sofa 94½w 37d 35h Page 21	<b>3382-S2</b> Raquel Long Sofa 99w 36½d 34½h Page 22	<b>3390-S1</b> Elizabeth Sofa 90w 38d 37½h Page 22
---	---	--	--	---



<b>3396-S2</b> Margorie Sofa 100w 40d 35h Page 22	<b>3398-S1</b> Barclay Sofa 92w 36d 35h Page 23	<b>3400-S1</b> Miller Standard Sofa 86w 38d 32h Page 23	<b>3400-S2</b> Miller Long Sofa 96w 38d 32h Page 23	<b>3402-S1</b> Madison Sofa 92w 36d 35h Page 24
--	--	--	--	--



<b>9811-S1</b> Meredith Sofa 87w 42d 33h Page 24	<b>2107-C1</b> Rona Chair 33w 36d 32h Page 26	<b>2509-C1</b> Trevor Chair 34w 37 ½d 42 ½h Page 26	<b>2723-C1</b> Winston Chair 32½w 33d 34h Page 26	<b>2727-C1</b> Fisher Chair 27½w 35d 32h Page 26
---	--	--	--	---



<b>2753-D2</b> Ella Arm Chair 25w 27d 32½h Page 27	<b>3027-C1</b> Cary Chair 32w 36d 35½h Page 27	<b>3152-C1</b> Colten Chair 29w 31½d 28h Page 27	<b>3183-C1</b> Finnegan Chair 34w 34d 35h Page 27	<b>3186-C1</b> Natalie Chair 30w 36d 41½h Page 28
---	---	---	--	--



# VISUAL INDEX



**3200-C1**  
Tristen Chair  
34W 38D 44½H  
Page 28



**3208-C1**  
Grant Chair  
28W 38D 41H  
Page 28



**3229-C1**  
Bella Chair  
32W 38D 42H  
Page 28



**3233-C1**  
Aria Chair  
31W 32D 29½H  
Page 29



**3275-C1**  
Kimberly Chair  
30W 32½D 29H  
Page 29



**3277-C1**  
Anna Chair  
31W 32D 30½H  
Page 29



**3365-C3**  
Charlotte Swivel Chair  
31W 34D 34H  
Page 37



**3403-C3**  
Suzette Swivel Chair  
32W 37D 29H  
Page 38



**9015-C3**  
Maya Swivel Chair  
34W 35D 32H  
Page 38



**9306-C3**  
Riley Swivel Chair  
34 ½W 36D 33½H  
Page 38



**3417-OC**  
Dorsey Office Chair  
20½W 26D 35H  
Page 40



**3419-OC**  
Layla Office Chair  
25½W 29D 34½H  
Page 40



**3345-C1**  
Everly Chair  
31½W 35D 34½H  
Page 29



**3361-C1**  
Florence Chair  
32W 32D 30H  
Page 30



**3369-C1**  
Christine Chair  
31W 32D 32H  
Page 30



**3401-C1**  
Giselle Chair  
25½W 34D 40H  
Page 30



**3405-C1**  
Margo Chair  
28W 32½D 31H  
Page 30



**3411-C1**  
Wanda Chair  
29W 34D 34½H  
Page 31



**3423-OC**  
Elon Office Chair  
27W 27½D 36½H  
Page 40



**2594-D1**  
Luc Dining Side Chair  
23W 28½D 39½H  
Page 41



**2598-D1**  
Reid Dining Side Chair  
23W 29D 40H  
Page 41



**2598-D2**  
Reid Dining Arm Chair  
25W 29D 40H  
Page 41



**2753-D2**  
Ella Arm Chair  
25W 27D 32½H  
Page 41



**2913-D1**  
Cora Dining Side Chair  
24W 28D 39½H  
Page 42



**3413-C1**  
Sierra Chair  
33W 38D 33H  
Page 31



**3455-C1**  
Eve Chair  
31W 31D 31H  
Page 31



**2557-C3**  
Dalton Swivel Chair  
32W 39D 33½H  
Page 31



**3119-C3**  
Gordon Swivel Chair  
33½W 36D 31H  
Page 33



**3168-C3**  
Phillip Swivel Chair  
31W 35D 35H  
Page 33



**3169-C3**  
Ramsey Swivel Chair  
31W 34D 33H  
Page 33



**3130-D1**  
Nora Dining Side Chair  
23W 28½D 39½H  
Page 42



**3377-D2**  
Ariana Dining Arm Chair  
24W 26½D 31H  
Page 43



**3373-D1**  
Hopkins Dining Side Chair  
22W 25½D 35H  
Page 42



**3373-D2**  
Hopkins Dining Arm Chair  
24½W 25½D 35H  
Page 42



**3427-D2**  
Rainier Dining Arm Chair  
26W 27D 31½H  
Page 43



**3433-D2**  
Carraway Dining Arm Chair  
25½W 25D 36H  
Page 43



**3192-C3**  
Sherman Swivel Chair  
31W 34D 31½H  
Page 34



**3257-C3**  
Tara Swivel Chair  
31½W 36D 28½H  
Page 34



**3267-C3**  
Sebastian Swivel Chair  
32W 35½D 38H  
Page 34



**3273-C3**  
Kathleen Swivel Chair  
34W 38D 34H  
Page 34



**3313-C3**  
Luna Swivel Chair  
33W 33D 32H  
Page 35



**3333-C3**  
Claudia Swivel Chair  
31W 30D 29½H  
Page 35



**160-00S**  
Peyton Queen Ottoman  
64W 21D 18½H  
Page 46



**2090-02**  
Elliot Caster Ottoman  
17½W 17½D 18½H  
Page 46



**2233-K1**  
Mia Caster Keg Ottoman  
22W 22D 16H  
Page 46



**2233-K2**  
Mia Caster Keg Ottoman  
22W 22D 18½H  
Page 46



**2233-K3**  
Mia Caster Keg Ottoman  
22W 22D 21½H  
Page 46



**2338-02**  
Leah Caster Round Ottoman  
38W 38D 17H  
Page 46



**3341-C3**  
Enzo Swivel Chair  
33½W 36½D 32½H  
Page 35



**3363-C3**  
Lovato Swivel Chair  
30½W 33D 31H  
Page 35



**3415-C3**  
Rae Swivel Chair  
32½W 35D 33½H  
Page 37



**3421-C3**  
Abby Swivel Chair  
34½W 33D 33H  
Page 37



**3429-C3**  
Whitney Swivel Chair  
28W 33D 32½H  
Page 37



**3431-A3**  
Rio Armless Swivel  
34W 36D 34H  
Page 37



**2541-01**  
Gavyn Ottoman  
25W 25D 18½H  
Page 47



**3134-01**  
Drew Button Tufted Ottoman  
53½W 23D 16½H  
Page 47



**3187-01**  
Yorke Ottoman  
19½W 19½D 17H  
Page 47



**3212-01**  
Darcy Tufted Ottoman  
20W 20D 19H  
Page 47



**3212-03**  
Darcy Tufted Ottoman  
39W 39D 19H  
Page 47



**L3319-01**  
Simona Leather Ottoman  
27W 27D 19H  
Page 47

# VISUAL INDEX

# VISUAL INDEX



**3321-01**  
Tina Round Ottoman  
18W 18D 18½H  
Page 48



**3321-03**  
Tina Round Ottoman  
37W 37D 14H  
Page 48



**3321-04**  
Tina Square Ottoman  
37W 37D 14H  
Page 48



**3383-03**  
Rami Swivel Ottoman  
26W 26D 17½H  
Page 48



**3409-01**  
Owen Ottoman  
18W 18D 17H  
Page 48



**3425-01**  
Lorie Ottoman  
53½W 23D 16½H  
Page 48



**L3427-03**  
Eastwood Swivel Ottoman  
26W 26D 17½H  
Page 49



**3435-01**  
Niagara Small Ottoman  
25W 20D 19H  
Page 49



**3435-03**  
Niagara Queen Ottoman  
49W 20D 19H  
Page 49



**3435-04**  
Niagara King Ottoman  
61W 20D 19H  
Page 49



**3439-02**  
Louise Caster Ottoman  
38W 38D 17H  
Page 49



**4164-01**  
Dayton Ottoman  
53½W 21D 18H  
Page 49



**130-QHR** Mackenzie Queen  
Headboard & Rails  
67½W 89D 58H  
Page 51



**157-QHR** Alek Queen  
Headboard & Rails  
66W 89½D 56H  
Page 51



**158-QHR** Caleb Queen  
Headboard & Rails  
66W 90D 48½H  
Page 52



**161-QHR** Beckett Queen  
Headboard & Rails  
66W 87D 59H  
Page 52



**176-QHR** Nebo Queen  
Headboard & Rails  
76W 102D 45H  
Page 54



**259-QHR** Roxanne Queen  
Headboard & Rails  
66W 88½D 41H  
Page 54



**L2145**  
Ethan Series Leather  
Sectional  
Page 56



**2145**  
Ethan Series Sectional  
Page 57



**3154**  
Preston Series Sectional  
Page 71



**3171**  
Austin Series Sectional  
Page 72



**3182**  
Bailey Series Sectional  
Page 73



**3280**  
Nicole Series Sectional  
Page 75



**3282**  
Hilton Series Sectional  
Page 76



**3358**  
Samuel Series Sectional  
Page 77



**3360**  
Juliet Series Sectional  
Page 80



**3362**  
Amstel Series Sectional  
Page 81



**3364**  
Arlington Series Sectional  
Page 83



**3371**  
Sarah Series Sectional  
Page 84



**3376**  
Angelina Series Sectional  
Page 86



**3386**  
Emerson Series Sectional  
Page 87



**3248-S1** Suri Sofa  
76W 35D 34H  
Page 91



**3260-S1** Maggie Sofa  
90½W 37D 34H  
Page 91



**3296-S1** Penelope Sofa  
85½W 36D 28½H  
Page 91



**3310-S1** Vera Sofa  
92W 36½D 33½H  
Page 93



**3368-S1** Nicholas Sofa  
90W 35D 33H  
Page 93



**3384-S1** Kristin Sofa  
89W 38½D 34½H  
Page 93



**3388-S1** Renee Sofa  
88W 36D 32½H  
Page 94



**3394-S1** Sydney Sofa  
88½W 38D 31H  
Page 94



**2665**  
Jake Series Sectional  
Page 59



**2666**  
Kyle Series Sectional  
Page 61



**2667**  
Connor Series Sectional  
Page 65



**2668**  
Marshall Series Sectional  
Page 67



**3015**  
Oliver Series Sectional  
Page 69



**4110-S1** Emma 3 Seat Standard Sofa  
88W 36D 32H  
Page 94



**4110-B1** Emma 2 Seat Short Sofa  
71W 36D 32H  
Page 98



**4125-S1** Keaton Mid Length Sofa  
79W 35D 31H  
Page 98



**4168-B1** Marley Settee  
67W 30½D 32H  
Page 98



**3183-C1** Finnegan Chair  
34W 34D 35H  
Page 99

# VISUAL INDEX

# VISUAL INDEX



**3201-C1**  
**Courtney Chair**  
31W 29D 29H  
Page 99



**3209-C1**  
**Erik Chair**  
30W 35D 38H  
Page 99



**3209-01**  
**Erik Ottoman**  
27W 25D 16½H  
Page 99



**3233-C1**  
**Aria Chair**  
31W 32D 29½H  
Page 99



**3235-C1**  
**Langley Chair**  
31½W 33D 32½H  
Page 100



**3226-B1**  
**Erin Bench**  
78W 26D 28½H  
Page 107



**3241-CL**  
**Sansa Left Arm Chaise**  
29½W 78½D 29H  
Page 107



**3241-CR**  
**Sansa Right Arm Chaise**  
29½W 78½D 29H  
Page 107



**3134-01**  
**Drew Button Tufted Ottoman**  
53½W 23D 16½H  
Page 110



**L3319-01**  
**Simona Leather Ottoman**  
27W 19D 19H  
Page 110



**3279-C1**  
**Kayla Chair**  
29W 33D 33½H  
Page 100



**3279-01**  
**Kayla Ottoman**  
28W 21D 16H  
Page 100



**3333-C3**  
**Claudia Swivel Chair**  
31W 30D 29½H  
Page 100



**3341-C3**  
**Enzo Swivel Chair**  
33½W 36½D 32½H  
Page 100



**3369-C1**  
**Christine Chair**  
31W 32D 32H  
Page 101



**3383-03**  
**Rami Swivel Ottoman**  
26W 26D 17½H  
Page 110



**3409-01**  
**Owen Ottoman**  
18W 18D 17H  
Page 110



**4164-01**  
**Dayton Ottoman**  
53½W 21D 18H  
Page 110



**L4175-01**  
**Wilson Ottoman**  
18W 18D 17H  
Page 110



**3388**  
**Renee Series Sectional**  
Page 111



**3377-D2**  
**Ariana Dining Arm Chair**  
24W 26½D 31H  
Page 101



**3379-C1**  
**Lilly Armless Chair**  
25½W 30D 33½H  
Page 101



**3391-C1**  
**Amelia Chair**  
34W 34D 36½H  
Page 101



**3405-C1**  
**Margo Chair**  
28W 32½D 31H  
Page 104



**3407-C1**  
**Madeline Chair**  
33½W 29D 30H  
Page 104



**4125**  
**Keaton Series Sectional**  
Page 113



**4901**  
**Amy Series Sectional**  
Page 117



**4901-C3**  
**Amy Swivel Chair**  
33½W 39D 37H  
Page 117



**4902**  
**Markle Series Sectional**  
Page 119



**4902-S1**  
**Markle Sofa**  
89 ½W 39D 37H  
Page 119



**3411-C1**  
**Wanda Chair**  
29W 34D 34½H  
Page 104



**3415-C3**  
**Rae Swivel Chair**  
28W 33D 32½H  
Page 104



**3437-C1**  
**Surrey Chair**  
29W 36D 36½H  
Page 105



**4113-C1**  
**Jasper Chair**  
38W 38D 36H  
Page 105



**4113-C3**  
**Jasper Swivel Chair**  
38W 38D 36H  
Page 105



**4903**  
**Kendrick Series Sectional**  
Page 121



**4903-S1**  
**Kendrick Sofa**  
90W 36½D 37½H  
Page 121



**4154-C1**  
**Campbell Chair**  
31W 32½D 34½H  
Page 105



**4168-C1**  
**Marley Chair**  
32W 30½D 32H  
Page 106



**4179-C1**  
**Grayson Chair**  
31W 32D 32½H  
Page 106



**4182-C1**  
**Barrett Chair**  
39W 33½D 39H  
Page 106



**4186-C1**  
**Hunter Chair**  
31W 31D 33½H  
Page 106

# VISUAL INDEX

# PRODUCT DESCRIPTION KEY



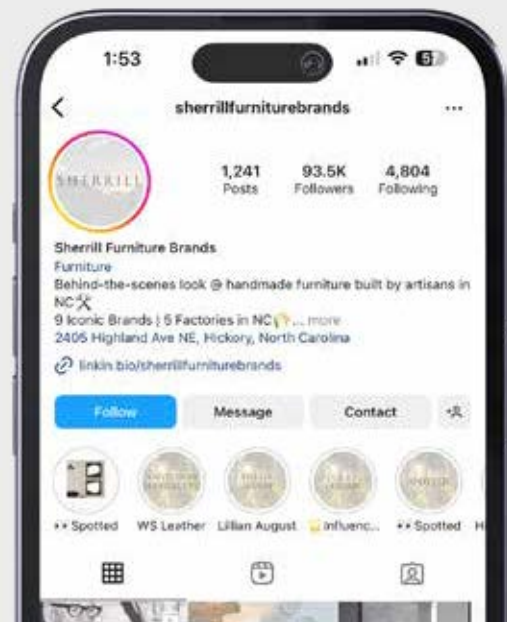
# SYMBOL KEY



PRECEDENT

To Stay Up To Date On  
All Things Sherrill  
Furniture, Follow Us  
On Instagram!


@SherrillFurnitureBrands





# PRECEDENT

CATALOG 2023



POST OFFICE BOX 730 » NEWTON, NC 28658  
PHONE: (828) 465-0844 FAX: (828) 465-4630

[PRECEDENT-FURNITURE.COM](http://PRECEDENT-FURNITURE.COM)